

**Ploszajski Lynch
Consulting Ltd.**



**Reigate and Banstead Borough
Council**

Sports Facilities Study

October 2022

CONTENTS

1	INTRODUCTION	1
2	ASSESSING SPORTS FACILITIES NEEDS	3
3	THE LOCAL CONTEXT	7
4	STRATEGIC INFLUENCES	19
5	SPORTS HALLS	28
6	SWIMMING POOLS	48
7	HEALTH AND FITNESS FACILITIES	63
8	SQUASH COURTS	79
9	INDOOR TENNIS	92
10	INDOOR BOWLS	104
11	INDOOR NETBALL	116
12	GYMNASTICS FACILITIES	130
13	VILLAGE AND COMMUNITY HALLS	144
14	POLICIES AND RECOMMENDATIONS	159
15	IMPLEMENTING AND REVIEWING THE STUDY	163

1 INTRODUCTION

1.1 Introduction

Ploszajski Lynch Consulting Ltd. was commissioned in by Reigate and Banstead Borough Council to produce a playing pitch, sports and active recreation facilities needs assessment study and action plan for the borough, including:

- Playing pitches.
- Indoor sports and active recreation facilities.
- Outdoor leisure space for organised sport.
- Informal/casual outdoor active recreational opportunities.

This document comprises the assessment of indoor sports and active recreation facilities needs.

1.2 The rationale for the Study

1.2.1 Background

Reigate and Banstead Borough Council is currently working on the preparation of a new Local Plan. The study will form part of the evidence base for the Local Plan and will therefore assess needs that cover the plan period to 2041.

1.2.2 Purpose

The primary purpose of the study is to evaluate the current quantity, quality and accessibility of sports and active recreational provision in the borough and establish an updated baseline of provision to inform future plan making and investment decisions.

1.3 The scope of the Study

The sports facilities included in the Study are:

- Sports halls.
- Swimming pools.
- Health and fitness facilities.
- Squash courts.
- Indoor tennis facilities.

- Indoor bowls facilities.
- Indoor netball facilities.
- Gymnastics facilities.
- Village and community halls.

1.4 The study methodology

The methodology for the study follows the ‘*Assessing Needs and Opportunities Guidance*’ (2014) approach (ANOG), developed by Sport England. The process involves two parts and three stages as follows:

- **Part One** - Undertaking the assessment.
 - **Stage A:** Prepare and tailor the assessment.
 - **Stage B:** Gather information on supply and demand.
 - **Stage B:** Bring the information together.
- **Part Two - Stage C:** Applying the assessment.

1.5 Study format

This structure of the document is as follows:

- Assessing sports facilities needs in Reigate and Banstead.
- The local context for facilities provision.
- Strategic influences on facilities provision.
- Sports halls.
- Swimming pools.
- Health and fitness facilities.
- Squash courts.
- Indoor tennis facilities.
- Indoor bowls facilities.
- Indoor netball facilities.
- Gymnastics facilities.
- Village and community halls.

2 ASSESSING SPORTS FACILITIES NEEDS IN REIGATE AND BANSTEAD

2.1 Introduction

This section explains the basis upon which the current sports facilities needs in Reigate and Banstead have been identified, along with the approach for identifying the additional provision that will be needed as a result of population growth.

The methodology applied to assess the needs and opportunities for sports facilities follows Sport England's recommended approach, advocated in 'Assessing Needs and Opportunities Guidance' (2014).

2.2 Preparing and tailoring the approach

Reigate and Banstead Borough Council convened a project steering group led by officers from Policy Planning, Sports Development, Open Spaces and Green Spaces and involving advice from Sport England and the relevant governing bodies of sport to devise:

- The vision and objectives of the review of sports facilities in the borough.
- The scope of the exercise, including the types of facilities to include, the geographical scope and the overall timeframe for the assessment.
- The local and wider strategic context.
- The project management arrangements for the study.

A project brief was produced, approved and signed-off to complete Stage A of the process.

2.3 Assessing sports facilities supply

The assessment of sports facilities supply at Stage B of the study involved four main elements:

- **Quantity:** Establishing what facilities there are in the borough, with details of their dimensions, technical information like playing surfaces and floodlighting. This included consideration of facilities not currently in use, those not available to the community and significant provision in neighbouring areas that serves some needs of Reigate and Banstead residents.
- **Quality:** Auditing the quality of facilities. This involved assessing each facility in terms of its condition (its age, appeal, fabric and ancillary provision like changing and car parking - factors that will influence its attractiveness to users) and fitness for purpose (its technical specifications and ability to accommodate an appropriate standard of play).

- **Accessibility:** Determining spatial distribution of provision in the borough by GIS mapping of each facility type, including catchment analysis appropriate to the scale and role of each facility.
- **Availability:** Identifying how much each facility is used, whether there is any existing spare capacity and if there is any scope to increase capacity. This involved consideration of programming and usage data, opening times and pricing levels, which was secured through consultation with facility providers and operators.

The information was collated and analysed in a facilities supply report, which was evaluated and approved by the project steering group.

2.4 Assessing sports facilities demand

The assessment of sports facilities demand at Stage B of the study involved five main elements:

- **Local population profile:** Establishing the local demography, including the size, age profile, affluence/deprivation, health indices and growth projections.
- **Sports participation:** Identifying local sports participation characteristics, through analysing the results of Sport England's 'Active Lives' survey, local facilities usage figures and a survey of local clubs to establish membership patterns and trends.
- **Unmet, displaced and future demand:** In addition to current expressed demand, analysis of unmet (demand which exists but cannot currently be satisfied), displaced (demand from within the borough that is satisfied elsewhere) and future demand (based on projected population and participation increases) was identified.
- **Local participation priorities:** Establishing any local priorities for the use of sports facilities, such as those relating to corporate health and well-being policies.
- **Sport-specific priorities:** Determining through consultation with Active Surrey, the governing bodies of sport and a local sports clubs survey, whether there are any sport-specific priorities for Reigate and Banstead.

The information was collated and analysed in a facilities demand report, which was evaluated and approved by the project steering group.

2.5 Assessing the balance between sports facilities supply and demand

To complete Stage B of the process, the supply and demand information was brought together for each type of facility to establish:

- **Quantity:** Are there enough facilities with sufficient capacity to meet needs now and in the future?
- **Quality:** Are the facilities fit for purpose for the users now and in the future?
- **Accessibility:** Are the facilities in the right physical location for the users now and in the future?
- **Availability:** Are the facilities available for those who want to use them now and in the future?

Where appropriate for some types of facility, the assessment included the use of Sport England planning tools, in particular the Sports Facility Calculator (SFC). The SFC has been developed by Sport England to help local planning authorities quantify how much additional demand for three key community sports facilities (swimming pools, sports halls and indoor bowls) is generated as a result of new growth linked to specific development locations

2.6 Applying the assessment - Developing the Study

The results of the assessment have been applied to produce a Sports Facilities Study for the borough, which included:

- **Options for provision:** The options for meeting current and future facilities needs are identified under Sport England's recommended headings of 'Protect', 'Provide' and 'Enhance'.
- **Policy recommendations:** Arranged under the headings of 'Protect', 'Provide' and 'Enhance', planning policy recommendations have been developed to ensure that the implementation of the Study will be supported by the provisions of the Local Plan.

2.7 Sources of information

Information was gathered throughout the process from a wide range of consultees including:

- **Sport England:** Guidance on the assessment methodology.
- **Reigate and Banstead Borough Council:** Consultation with officers from Policy Planning, Sports Development, Open Spaces and Green Spaces on their respective areas of responsibility.
- **Better Leisure:** Data from the council's appointed leisure management contractor on usage of the key council-owned facilities.
- **Other local sports facilities providers:** Consultation with organisations such as local sports clubs and commercial health and fitness operators on usage levels and spare capacity.

- **Neighbouring local authorities:** Information on their sports facilities assessments and the impact of any cross-border issues was obtained from Mole Valley District Council, Tandridge District Council, the London Borough of Croydon, the London Borough of Sutton and Crawley Borough Council.
- **Active Surrey:** Information on local and wider strategic priorities.
- **Governing bodies of sport:** Information on local and wider strategic priorities and local supply and demand information.
- **Sports clubs:** Information on sports facilities provision and use, current and future needs and opinions on quality, which was submitted via an on-line survey.
- **Schools:** Information on sports facilities provision and use, plus attitudes towards community use, which was submitted via an on-line survey.

2.8 Summary

Assessing sports facilities needs in Reigate and Banstead borough using the approach advocated by Sport England in its '*Assessing Needs and Opportunities Guidance*' has ensured that the exercise is both robust and evidence-based and as a result complies with the provisions of the Government's planning policy framework.

3 THE LOCAL CONTEXT FOR FACILITIES PROVISION

Key findings:

- **An ageing population:** Demographic change by 2041 will see a significant increase in the proportion of people aged over 50 and since sport and physical activity rates typically decline with age, the market for local sports facilities will evolve accordingly.
- **Population growth:** The ONS 2018 sub-national population projections increase of 13,293 people (or 8.9%) over the period 2021 to 2041. This will increase demand for facilities for sport and physical activity.
- **Overall sports participation rates:** Local participation rates in sport and physical activity have fallen over the past five years (based upon Sport England's 'Active Lives' survey) and whilst they are above the national average, they are below the respective county and regional figures.
- **Geographical variations in participation:** Analysis of participation rates at ward level reveal significant differences across Reigate and Banstead, which seems to be strongly correlated with the areas of the borough where rates of deprivation are highest. The extent to which this is reflected in patterns of sports facilities demand will be examined as part of this study.
- **Facilities supply:** Sports facilities are provided by a mosaic of owners and operators from the public, voluntary and commercial sectors, which highlights the need for and benefits of a strategic approach to co-ordinating provision.

3.1 Introduction

This section identifies the context within which sports facilities provision is made in Reigate and Banstead borough.

3.2 Background

3.2.1 Location

Reigate and Banstead borough covers approximately 12,900 ha. and borders the Surrey local authorities of Epsom and Ewell, Mole Valley and Tandridge, the West Sussex borough of Crawley and the London boroughs of Sutton and Croydon.

3.2.2 Settlement pattern

The borough's main built-up areas accommodate around two-thirds of the population and are centred on four key settlements, the village of Banstead in the north, the central towns of Redhill and Reigate and the town of Horley in the south. The remainder of the population live in villages and outlying areas.

3.2.3 Rural areas

The borough benefits from a rich green fabric with around 70% designated as Metropolitan Green Belt. Reigate and Banstead is also traversed by the North Downs Area of Outstanding Natural Beauty and is home to part of the internationally designated Mole Gap to Reigate Escarpment, a Special Area of Conservation.

3.2.4 Transport links

The borough benefits from its location in relation to the M23/A23 corridor linking London to the south coast and proximity to both the M25 and Gatwick Airport. The incidence of car ownership is high. A north-south rail line links the borough with London and Brighton via Gatwick Airport, whilst east-west routes link to Reading and Tonbridge. Gatwick Airport is immediately adjacent to Reigate and Banstead's southern boundary.

3.3 Demography

3.3.1 Current population

The Office of National Statistics (ONS) mid-2020 population estimates for Reigate and Banstead indicate 148,748 residents. This represents an increase of 10,913 people (7.9% growth) since the 2011 Census figure of 137,835. It has the largest population of any district in Surrey.

3.3.2 Age structure

Analysis of the ONS 2018 sub-national population projections shows that Reigate and Banstead is relatively close to both the Surrey and national averages with a slightly smaller proportion of under 25s (28.9%) than the figures for Surrey (29.5%) and for England (29.7%). Conversely, the percentage of those between the ages of 25 and 49 is higher at 33.4% compared with 31.4% for the Surrey and 32.6% for England.

Table 3.1: Reigate and Banstead Age Structure

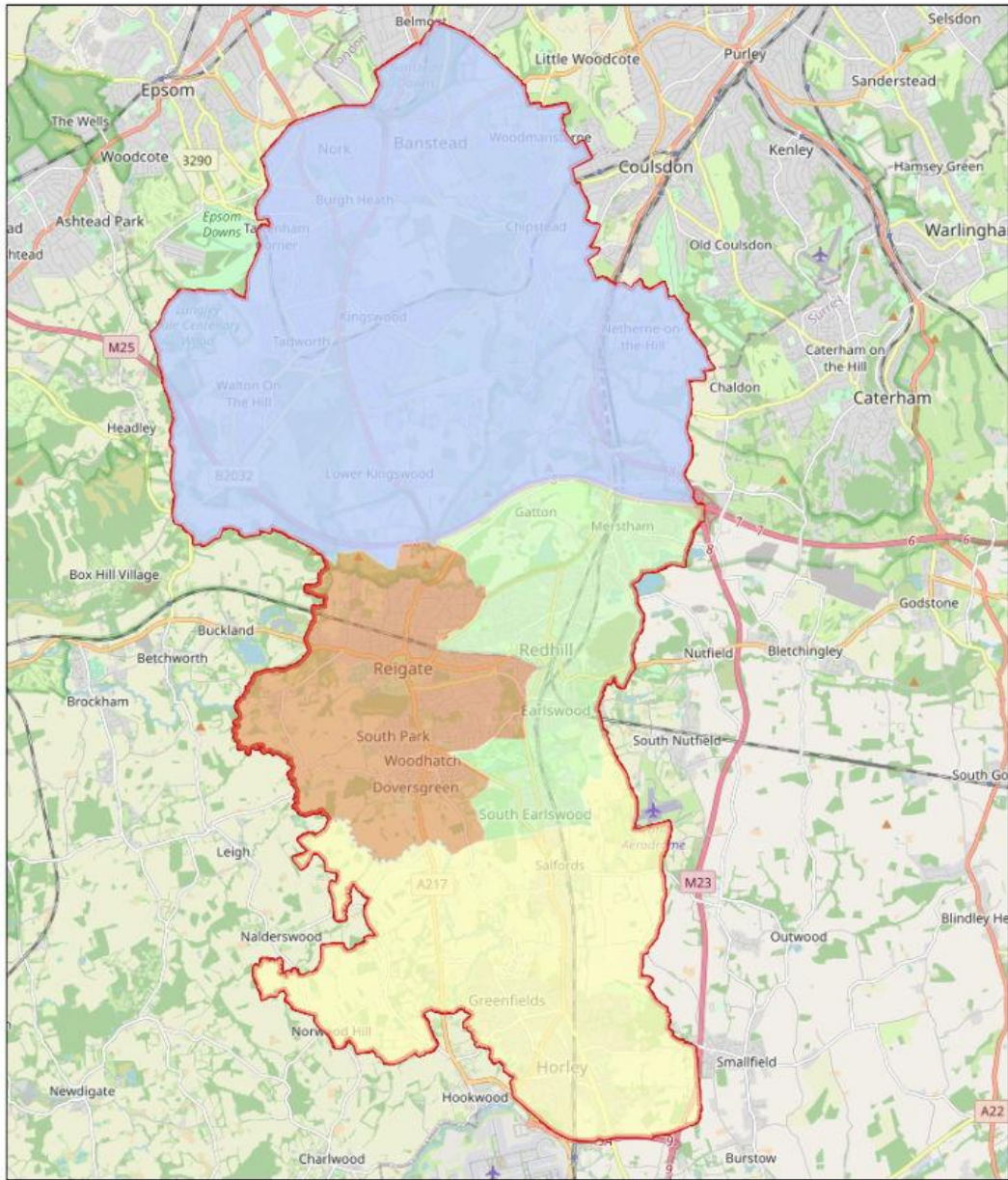
Age	Reigate & Banstead No.	Reigate & Banstead %	Surrey %	England %
0-14	28,979	19.5%	18.5%	18.1%
15-24	14,041	9.4%	11.0%	11.6%
25-49	49,769	33.4%	31.4%	32.6%
50-64	28,958	19.5%	19.9%	19.2%
65+	27,101	18.2%	19.2%	18.5%
Total	148,848	100.0%	100%	100%

3.3.3 Sub-areas

The borough can be divided into sub-areas, to assist with analysing provision at a more local level and in particular to assess the differential spatial impact on supply and demand for sports facilities arising from housing growth. Four areas are identified in Reigate and Banstead Borough Council's Core Strategy, selected on the basis that they comprise discrete areas within which the resident population will typically look to access provision like sports facilities on a relatively local basis. A map of the sub-areas is overleaf:

Map 3.1 Reigate and Banstead Sub-Areas

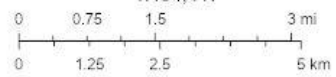
REIGATE & BANSTEAD - Sub Areas



2/3/2022

1:154,447

- SUB AREA BANSTEAD TADWORTH AND SURROUNDS
- SUB AREA REDHILL AND SURROUNDS
- SUB AREA HORLEY AND SURROUNDS
- SUB AREA REIGATE AND SURROUNDS
- Reigate and Banstead District Boundary



© OpenStreetMap (and) contributors, CC-BY-SA

The sub-area ward populations are based upon ONS 2019 small-area estimates and are as follows:

Table 3.2: Reigate and Banstead Sub-areas

Sub-area	Wards	Ward Population 2020	Sub-area Population 2020
Banstead, Tadworth and surrounds	Banstead Village	10,048	52,789
	Chipstead, Kingswood and Woodmansterne	9,847	
	Hooley, Merstham and Netherne (north)	3,707	
	Lower Kingswood, Tadworth and Walton	9,724	
	Nork	9,503	
	Tattenham Corner and Preston	9,960	
Reigate and surrounds	Meadvale and St John's	9,668	28,652
	Reigate	10,392	
	South Park and Woodhatch	8,592	
Redhill and surrounds	Earlswood and Whitebushes	10,111	38,267
	Hooley, Merstham and Netherne (south)	7,857	
	Redhill East	9,104	
	Redhill West and Wray Common	11,195	
Horley and surrounds	Horley Central and South	10,331	29,040
	Horley East and Salfords	9,861	
	Horley West and Sidlow	8,848	

3.3.4 Population growth

The ONS 2018 sub-national population projections forecast a population of 162,141 by 2041, an increase of 13,293 (or 8.9%). Comparison of the 2018 sub-national population projections for 2020 and 2041 shows that the percentage of people aged under 50 falls from 62.3% to 55.2%, with proportion population increases amongst the over 50s.

Table 3.3: Reigate and Banstead Population Projections to 2041

Age	Population 2020	% 2020	Population 2041	% 2041
0-14	28,979	19.5%	27,614	17.0%
15-24	14,041	9.4%	15,174	9.3%
25-49	49,769	33.4%	48,406	28.9%
50-64	28,958	19.5%	32,111	19.8%
65+	27,101	18.2%	38,837	24.0%
Total	148,848	100.0%	162,141	100.0%

3.3.5 Deprivation

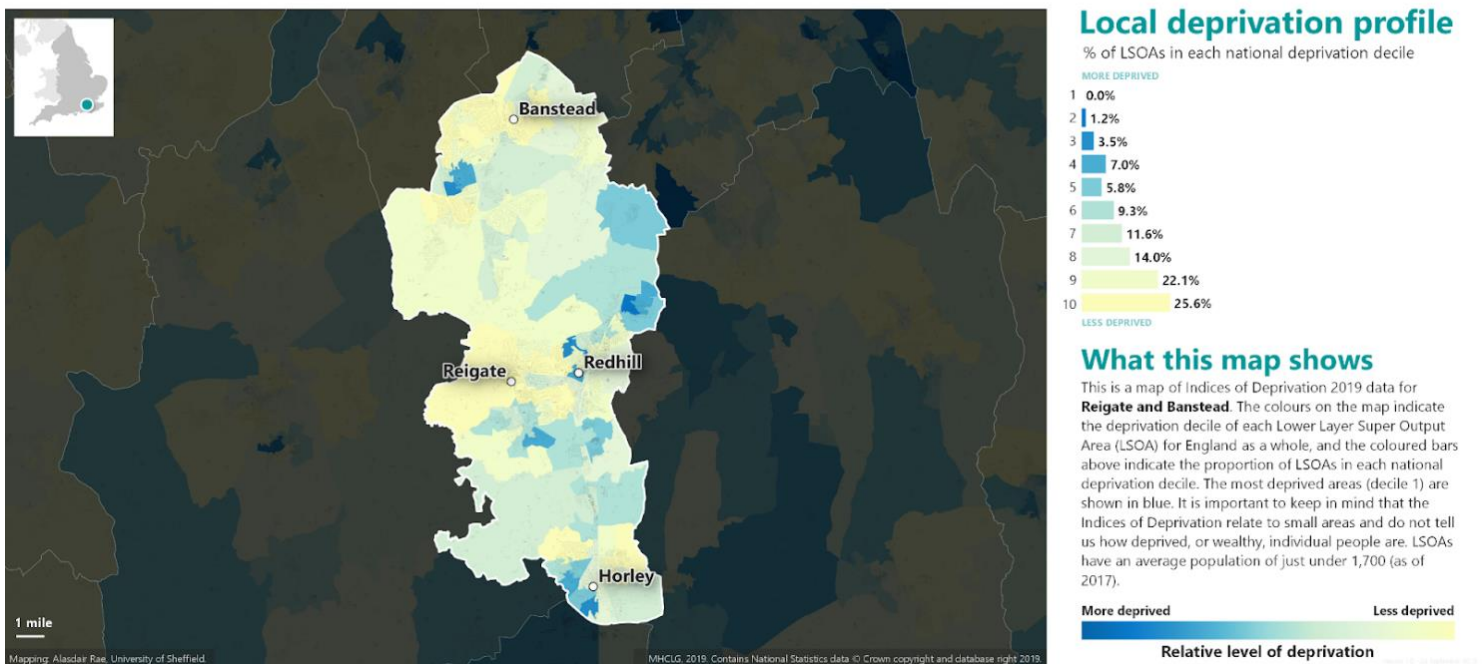
The English Indices of Deprivation (2019) show that the borough is one of the least deprived in England. It is ranked 294 out of 317 local authority areas in England. However, there are geographical concentration of deprivation. 11.7% of Lower Super Output Areas fall within the 20% most deprived areas nationally, particularly in Preston ward, Merstham, Redhill West and Horley. 9.3% of children (2,470) live in low income families.

Chart 3.1: Indices of Deprivation for Reigate and Banstead.

English Indices of Deprivation 2019

Ministry of Housing,
Communities &
Local Government

REIGATE AND BANSTEAD



3.3.6 Ethnicity

Figures from the 2011 census reveal that a low proportion of Reigate and Banstead’s population identifies themselves as from the Black and Minority Ethnic groups - only 7.3% compared to the England average of 14.6%.

3.3.7 Health

Local health indices recorded in Public Health England’s ‘*Health Profile for Reigate and Banstead*’ (2019) show that in general the health of people in the borough is better than in England as a whole, although:

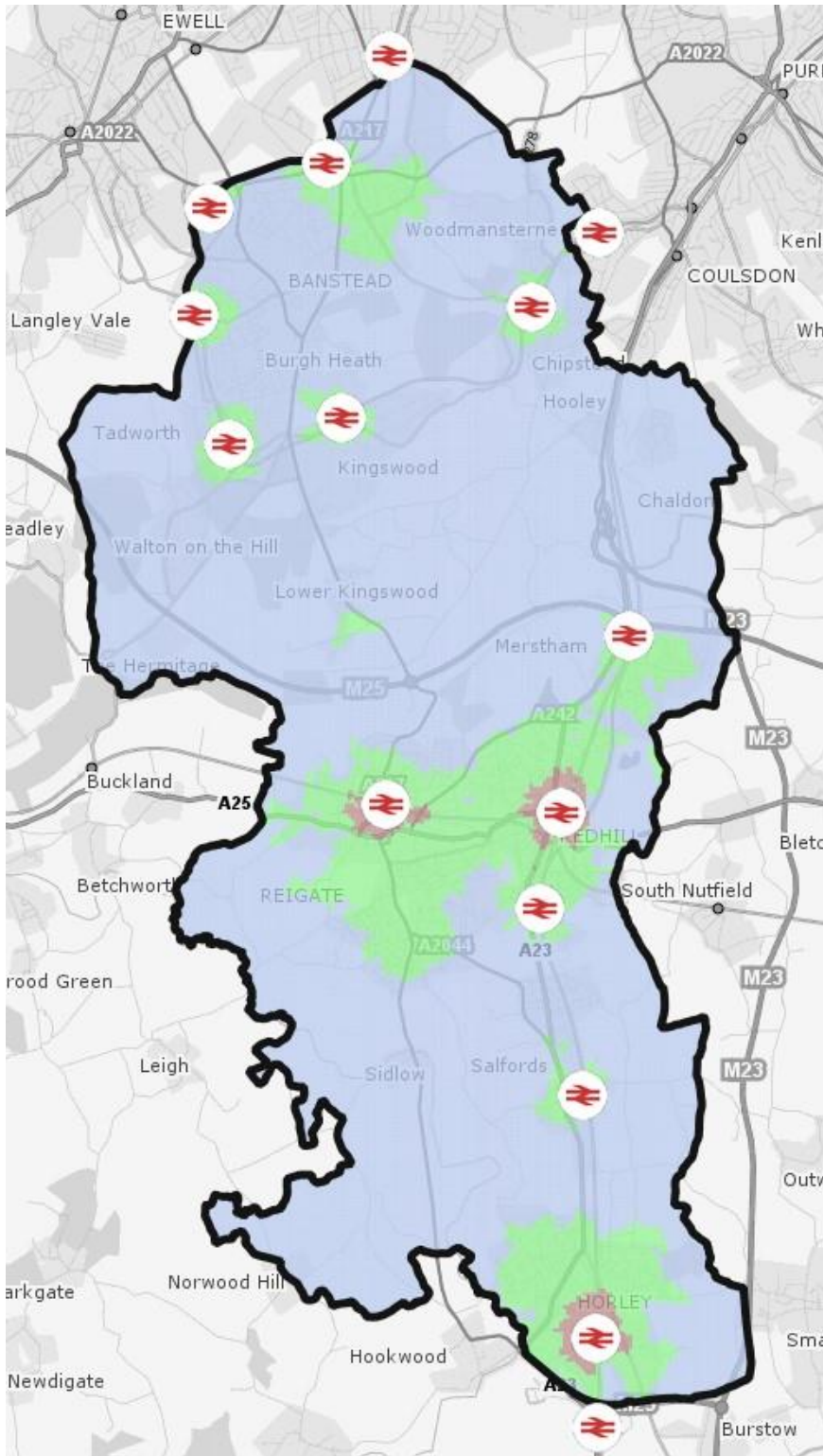
- Life expectancy at birth in Reigate and Banstead is 1.4 years longer for men and 1.3 years longer for women than the respective national averages. However, life expectancy is 2.7 years lower for men and 3.8 years lower for women in the most deprived areas of the borough than in the least deprived areas.

- The prevalence of obese children aged 10-11 years is 14.0%, compared with 16.8% for Surrey and 20.2% nationally.
- 54.4% of the adult population of the borough is classified as overweight or obese (Public Health England). This below the Surrey average of 55.9% and well below the national average of 61.3%.

3.3.8 Public transport accessibility

Public transport accessibility in Reigate and Banstead is illustrated in the map below, with the areas shaded in red having the best accessibility, those in green having intermediate accessibility and those in blue having poor accessibility. Most of the main centres of population are relatively well served and public transport is a viable option for accessing sports facilities in these areas:

Map 3.2: Rail Links in Reigate and Banstead



3.4 Sport and physical activity

3.4.1 Participation rates

Sport England's 'Active Lives' survey measures physical activity rates amongst people aged 16 and over at district, county, regional and national levels. The definitions used in the survey are as follows:

- **Sport and physical activity:** This includes at least 10-minutes of moderate or higher intensity sports activities, walking and cycling for leisure or travel, fitness and dance.
- **Active:** The 'Active' population is defined as those doing at least 150 minutes of the above activities per week.
- **Fairly active:** The 'Fairly active' population is defined as those doing between 30 and 149 minutes of the above activities per week.
- **Inactive:** The 'Inactive' population is defined as those doing 30 minutes or less of the above activities per week.

The key data for Reigate and Banstead since 2015 is set out below and shows a downward trend in activity levels:

Table 3.4: 'Active Lives' survey sport and physical activity participation rates in Reigate and Banstead

Activity	Nov '15 - Nov '16	May '16 - May 17	Nov '16- Nov '17	May '17- May '18	Nov '17- Nov '18	May '18- May '19	Nov '18- Nov '19	May '19- May '20	Nov '19- Nov '20	% Change
Active	70.7%	69.2%	65.2%	65.1%	71.8%	69.7%	69.2%	65.7%	61.2%	-9.5%
Fairly active	9.4%	10.5%	11.5%	11.0%	10.5%	10.5%	12.7%	14.9%	13.1%	+3.7%
Inactive	19.1%	20.3%	23.2%	23.9%	17.8%	19.8%	18.2%	19.4%	25.7%	+6.6%

In comparative terms, however, activity levels are above the national average, but below the regional and county figures:

Table 3.5: 'Active Lives' survey sport and physical activity participation rates comparisons

Area	Active	Fairly active	Inactive
Reigate and Banstead	61.2%	13.1%	25.7%
Surrey	65.0%	11.0%	23.0%
South-east	63.6%	12.0%	24.4%
England	60.9%	11.0%	27.1%

3.4.2 Demographic variations

The ‘Active Lives’ survey national level data identifies that there are significant demographic variations in participation rates:

- **Gender:** Men’s participation rates are higher at 65% than women’s at 61%.
- **Socio-economic groups:** Those in routine/semi-routine jobs and those who are long-term unemployed or have never worked have lower participation rates (54%) than those in professional/managerial roles (72%)
- **Age:** Activity levels decrease with age, from 70% in the 16 - 34 age group, to 66% on the 35 - 54 age group, 61% for 55 - 74 year olds to 40% for those aged 75 and over.
- **Disability and long-term health conditions:** Activity is less common for disabled people or those with a long -term health condition (47%) than those without (68%).
- **Ethnicity:** participation rates are lower for minority ethnic groups than for the White population and are lowest for those of Asian heritage (54%).

3.4.3 Club membership

The ‘Active Lives’ survey also records rates of sports club membership amongst people aged 16 and over and who participated at least twice in the previous 28 days. The figures below show that rates are higher in Reigate and Banstead than for all the wider geographical comparators:

Table 3.6: ‘Active Lives’ survey sports club membership rates comparisons

Reigate and Banstead	Surrey	South-east	England
53.7%	49.6%	45.4%	43.1%

3.4.4 Geographical variations

The ‘Active Lives’ survey data shows variations at ward level, with the figures in Meadvale St. John’s being relatively high and those in Preston and Horley Central being relatively low.

Table 3.7: 'Active Lives' survey sport and physical activity participation rates by ward in Reigate and Banstead

Ward	Active	Inactive
Banstead Village	65.6%	19.7%
Chipstead, Hooley and Woodmansterne	66.2%	19.3%
Earlswood and Whitebushes	66.9%	19.9%
Horley Central	61.6%	24.0%
Horley East	64.9%	20.7%
Horley West	63.2%	23.1%
Kingswood with Burgh Heath	66.6%	18.8%
Meadvale and St John's	73.4%	14.8%
Merstham	62.6%	24.7%
Nork	65.6%	19.7%
Preston	61.5%	24.7%
Redhill East	69.2%	18.0%
Redhill West	67.4%	20.1%
Reigate Hill	71.8%	15.8%
South Park and Woodhatch	68.5%	20.2%
Tadworth and Walton	67.4%	18.8%
Tattenhams	63.9%	21.4%

3.5 The local sports facilities supply network

Sports facilities provision in Reigate and Banstead comprises a mixed economy involving the public, voluntary and commercial sectors. The key providers are as follows:

- **Reigate and Banstead Borough Council:** The Council provides the borough's three main leisure centres in Tadworth, Reigate and Horley. The facilities are managed by Better Leisure, the Council's appointed leisure contractors.
- **Town and parish councils:** Several town and parish councils provide village and community halls.
- **Schools:** State and private secondary schools are major sports facilities providers in the borough, although not all provision is fully community accessible.
- **Sports clubs:** Voluntary sector sports clubs provide and run a range of mostly smaller facilities.
- **Commercial providers:** The commercial sector has a limited presence in Reigate and Banstead, with some locally-owned health and fitness facilities.

3.6 *The implications for sports facilities provision*

The implications of the local context for sports facilities provision in Reigate and Banstead are as follows:

- ***An ageing population:*** Demographic change by 2041 will see a significant increase in the proportion of people aged over 50 and since sport and physical activity rates typically decline with age, the market for local sports facilities will evolve accordingly.
- ***Population growth:*** The ONS 2018 sub-national population projections increase of 13,293 people (or 8.9%) over the period 2021 to 2041. This will increase demand for facilities for sport and physical activity.
- ***Overall sports participation rates:*** Local participation rates in sport and physical activity have fallen over the past five years (based upon Sport England's 'Active Lives' survey) and whilst they are above the national average, they are below the respective county and regional figures.
- ***Geographical variations in participation:*** Analysis of participation rates at ward level reveal significant differences across Reigate and Banstead, which seems to be strongly correlated with the areas of the borough where rates of deprivation are highest. The extent to which this is reflected in patterns of sports facilities demand will be examined as part of this study.
- ***Facilities supply:*** Sports facilities are provided by a mosaic of owners and operators from the public, voluntary and commercial sectors, which highlights the need for and benefits of a strategic approach to co-ordinating provision.

4 STRATEGIC INFLUENCES ON FACILITIES PROVISION

Key findings:

- **Corporate Plan:** The Plan includes a specific commitment to ‘provide leisure, cultural and wellbeing services that are accessible to, and meet the needs of, communities and visitors’.
- **Planning policy:** A robust, evidence-based assessment of sports facilities needs in the borough is required to inform planning policy and this SFS will provide this to help ensure good future provision.
- **Development Management Plan:** The Plan does not include specific provision for indoor sports facilities and neither does the Infrastructure Delivery Plan. The SFS will provide a mechanism by which such needs can be identified.
- **Government planning policy:** Policy emphasises the need to ‘enable and support healthy lifestyles, especially where this would address identified local health and well-being needs - for example through the provision of sports facilities’.
- **Sport England policy:** Sport England’s strategy broadens the traditional definition of sports facilities from formal specialist provision, to include other ‘Active Environments’ that provide opportunities for informal and non-specialist activities for ‘Movement’. The Reigate and Banstead SFS focuses on formal built facilities needs as an important sub-set within the wider definition of ‘Active Environments’.

4.1 Introduction

This section examines the influence of relevant policies and priorities on sports facilities provision in Reigate and Banstead, including the impact of national strategies.

4.2 Reigate and Banstead Borough Council Corporate Plan

4.2.1 Corporate vision

The Council’s five year plan is set out in the ‘*Reigate and Banstead 2025*’ (2020). The strategy includes four guiding principles that set out its approach to decision-making. The vision of the strategy is to create ‘a place where a beautiful environment, enterprise and opportunity combine, creating a vibrant place to live, work and enjoy’.

4.2.2 Leisure and wellbeing

The Leisure and Wellbeing objective is to ‘provide leisure, cultural and wellbeing services that are accessible to, and meet the needs of, communities and visitors’.

The rationale for this is detailed as 'good health is something that is taken for granted by many people. Yet we are all likely at some time in our lives to experience poor physical and/or mental health. Taking care of our own personal wellbeing not only makes our own lives easier but also provides benefits to our communities, economy and society as a whole. Already, the NHS and Surrey County Council social care services are stretched, and by making it easier for people to make healthy choices now we can reduce the pressure that will be placed on these services in the future'. To achieve the objective, the following actions are proposed:

- 'Develop and implement a wellbeing strategy and review and develop our leisure services offer in the borough'.
- 'Review the cultural opportunities that we provide for residents and visitors, including at the Harlequin Theatre and expand our offer to meet changing needs'.
- 'Focus on activities addressing the wider determinants of both physical and mental health, including for older people, and for young adults and children and continue to support and promote wellbeing and 'wellbeing prescription' services, where economically feasible'.
- 'Explore opportunities to co-locate our services with those of partner organisations'.

4.3 Reigate and Banstead Development Plan

4.3.1 Introduction

Reigate and Banstead's current adopted plan is made of:

- The 'Core Strategy' (2014) and the 'Core Strategy Review' (2019).
- The 'Development Management Plan' (2019).

4.3.2 The Core Strategy

The spatial vision for the borough is as follows:

'Reigate and Banstead will be one of the most desirable and attractive areas in the region. It will be a place where:

- People who live in, work in and visit the borough enjoy the benefits of a prosperous economy.
- Neighbourhoods are renewed, improved and supported by effective services, infrastructure and transport options.
- The wellbeing of communities is supported by accessible health, leisure, education and information services.

- People take personal responsibility, and enjoy active, healthy and diverse lifestyles.
- The environment, and green space, is maintained and enhanced for the future..

Policy SO5 aims ‘to increase opportunities for pursuing a healthy lifestyle, by maintaining and enhancing recreation facilities which encourage walking and cycling’.

Policy SO13 aims ‘to seek to secure in appropriate locations, adequate land, community services and infrastructure to support business and community needs’.
Policy CS12: Infrastructure Delivery includes a policy commitment to ‘resist the loss of existing leisure and community facilities (including sport, recreation and cultural) and open spaces, unless it can be demonstrated that:

- The existing use is surplus to requirements, or
- Equivalent or better provision in terms of quantity and quality, or some wider community benefits, will be made in a suitable location.

It also includes a commitment to ‘seek provision and maintenance of leisure and community facilities and open spaces from new development’.

4.3.3 The Development Management Plan

Development Management Plan objective SC5 is to ‘encourage the provision of open space as part of new developments, and where appropriate new outdoor sport and recreation provision’.

Policy OSR3 states that ‘proposals for new or upgraded provision for outdoor sports and recreation, including buildings, structures, synthetic pitches and play equipment should:

- Be of a scale and form which is appropriate to their location.
- Be designed and sited to minimise visual obtrusion, light pollution and noise and to ensure that the amenity of neighbouring properties would not be adversely affected.
- Preserve the openness of the Green Belt and not conflict with the purposes of including land within it.
- Not have an adverse effect on the features of nature conservation, geology and biodiversity value or landscape value character of the site’.

The location of new housing development is identified by sub-area as follows:

Table 4.1: Location of new housing development by sub-area in Reigate and Banstead

Sub-area	New dwellings in urban locations	New dwellings in Sustainable Urban Extensions
Banstead, Tadworth and surrounds	930	-
Reigate and surrounds	280	500 - 700
Redhill and surrounds	2,130	500 - 700
Horley and surrounds	2,440	200

4.4 Reigate and Banstead Infrastructure Delivery Plan

The ‘Infrastructure Delivery Plan’ (2017) sets out what infrastructure is needed to support development identified in the Local Plan. The Plan does not include any specific identified needs for built sports facilities.

4.5 Active Surrey

Active Surrey, the county sports and physical activity partnership has launched a new strategy ‘Movement for Change’ (2021). It states that ‘we want to create Movement for Change in Surrey so that everyone, but with a particular focus on those who need it most, can benefit from the individual advantages of being active, and contribute to the building of safer, more connected and more resilient communities’. There are four focuses:

- Creating a positive experience of being active for young people.
- Connecting communities.
- Creating active environments.
- Linking physical activity with health and wellbeing.

4.6 Surrey Health and Wellbeing Strategy

Healthy Surrey is a collaboration between the NHS, Surrey County Council, district and borough councils and our wider partners, including the voluntary and community sector and the police. Its ‘Surrey Health and Wellbeing Strategy 2020 - 2030’ (2020) includes an ambition that ‘everyone lives healthy, active and fulfilling lives, and makes good choices about their wellbeing’.

4.7 The Government’s Planning Policies

4.7.1 Introduction

In July 2021, the Government published revisions to the ‘National Planning Policy Framework’ setting out its economic, environmental and social planning policies for

England. Taken together, these policies articulate the Government's vision of sustainable development, which should be interpreted and applied locally to meet local aspirations.

4.7.2 Sustainable development

The purpose of the planning system is to contribute to the achievement of sustainable development. Sustainable development means development that meets the needs of the present without compromising the ability of future generations to meet their own needs' and there is a presumption in favour of sustainable development.

4.7.3 Promoting healthy and safe communities

'Planning policies and decisions should aim to achieve healthy, inclusive and safe places which:

- 'Promote social interaction, including opportunities for meetings between people who might not otherwise come into contact with each other - for example through mixed-use developments, strong neighbourhood centres, street layouts that allow for easy pedestrian and cycle connections within and between neighbourhoods, and active street frontages.
- Are safe and accessible, so that crime and disorder, and the fear of crime, do not undermine the quality of life or community cohesion - for example through the use of clear and legible pedestrian routes, and high-quality public space, which encourage the active and continual use of public areas.
- Enable and support healthy lifestyles, especially where this would address identified local health and well-being needs - for example through the provision of safe and accessible green infrastructure, sports facilities, local shops, access to healthier food, allotments and layouts that encourage walking and cycling.

4.7.4 Sport and leisure facilities

To provide the social, recreational and cultural facilities and services the community needs, planning policies and decisions should:

- 'Plan positively for the provision and use of shared spaces, community facilities (such as local shops, meeting places, sports venues, open space, cultural buildings, public houses and places of worship) and other local services to enhance the sustainability of communities and residential environments.
- Take into account and support the delivery of local strategies to improve health, social and cultural well-being for all sections of the community.
- Guard against the unnecessary loss of valued facilities and services, particularly where this would reduce the community's ability to meet its day-to-day needs.

- Ensure that established shops, facilities and services are able to develop and modernise, and are retained for the benefit of the community.
- Ensure an integrated approach to considering the location of housing, economic uses and community facilities and services’.

4.7.5 Planning Practice Guidance

The Government also issues ‘*Planning Practice Guidance*’ and the following is of particular relevance to sports facilities:

- ***Open space, sport and recreation provision:*** ‘Open space should be taken into account in planning for new development and considering proposals that may affect existing open space. It can provide health and recreation benefits to people living and working nearby. Authorities and developers may refer to Sport England’s guidance on how to assess the need for sports and recreation facilities. Local planning authorities are required to consult Sport England in certain cases where development affects the use of land as playing fields. Where there is no requirement to consult, local planning authorities are advised to consult Sport England in cases where development might lead to loss of, or loss of use for sport, of any major sports facility, the creation of a site for one or more playing pitches, artificial lighting of a major outdoor sports facility or a residential development of 300 dwellings or more’.
- ***Healthy and safe communities:*** ‘Local planning authorities should ensure that health and wellbeing, and health infrastructure are considered in local and neighbourhood plans and in planning decision making. Development proposals should support strong, vibrant and healthy communities and help create healthy living environments which should, where possible, include making physical activity easy to do. Opportunities for healthy lifestyles must be considered (e.g. planning for an environment that supports people of all ages in making healthy choices, helps to promote active travel and physical activity and promotes high quality open spaces and opportunities for play, sport and recreation)’.

4.8 The Government’s Sports Strategy

The Government’s sports strategy ‘*Sporting Future: A New Strategy for an Active Nation*’ (2015) sets the context for a national policy shift. It contains the following material of relevance to sports facilities provision in Reigate and Banstead:

- The Strategy seeks to ‘redefine what success looks like in sport’ by concentrating on five key outcomes: physical wellbeing, mental wellbeing, individual development, social and community development and economic development.
- The benefit of engaging those groups that typically do little or no activity is immense. Future funding will focus on those people who tend not to take part in sport, including women and girls, disabled people, those in lower socio-economic groups and older people.

4.9 Sport England Strategy

4.9.1 Vision

Sport England's strategy '*Uniting the Movement*' (2021) contains a vision for 'a nation of more equal, inclusive and connected communities. A country where people live happier, healthier and more fulfilled lives'.

4.9.2 Context

The strategy concludes that 'there are deep-rooted inequalities in sport and physical activity, which mean there are people who feel excluded from being active because the right options and opportunities are not there:

- Disabled people and people with a long-term health condition are twice as likely to be physically inactive than those without a disability or health condition.
- People from a lower socioeconomic group (NS-SEC 6-8) are more likely to be inactive than people in higher social groups.
- Women are less active than men and this gender gap starts with girls being less active from a very young age.
- People from Asian and black backgrounds are far more likely to be physically inactive than people who are white'.

4.9.3 Advocating movement, sport and physical activity

Proposed actions include:

- 'Continue to build, establish and grow partnerships and a common purpose across both the government and our sector to join up policies, strategies and approaches'.
- 'Continue to develop and deliver behavioural change campaigns, building on the success of '*This Girl Can*', '*We Are Undefeatable*' and '*Join the Movement*', to put movement, sport and physical activity at the forefront of national conversations'.
- 'Keep building evidence that shows the links between the issues we all care about as a nation and the value of movement, sport and physical activity as part of the solution'.
- 'Grow the extent to which we communicate, both to people and organisations, the power of getting active to help strengthen public consensus around the importance of being physically active'.

4.9.4 Five key issues

These are identified as:

- **Recover and reinvent:** ‘Recovering from the biggest crisis in a generation and reinventing as a vibrant, relevant and sustainable network of organisations providing sport and physical activity opportunities that meet the needs of different people’.
- **Connecting communities:** Focusing on sport and physical activity’s ability to make better places to live and bring people together.
- **Positive experiences for children and young people:** Unrelenting focus on positive experiences for all children and young people as the foundations for a long and healthy life.
- **Connection with health and wellbeing:** Strengthening the connections between sport, physical activity, health and wellbeing, so more people can feel the benefits of, and advocate for, an active life.
- **Active environments:** Creating and protecting the places and spaces that make it easier for people to be active.

4.9.5 Active Environments

The key proposals for facilities are contained in the ‘Active Environments’ theme. This identifies three types of provision:

- **Dedicated sport and physical activity facilities:** ‘Dedicated sport and leisure facilities like leisure centres need to be co-created, well designed, supported and maintained to benefit the local community and their users’.
- **Other community spaces:** ‘Not usually designed exclusively for exercise, and certainly not for specific sports, these places are a vital resource for many and the activity they host provides a useful income to the venue. They may never be perfect competition or training spaces, but they attract people who might never go to a sports club, leisure centre or private gym. The development of community spaces like these is important to people who are regularly or newly active’.
- **The wider built environment:** ‘These places and spaces influence how much we move. Good design can help to increase activity levels by encouraging walking and cycling. This means connecting dedicated sport and activity facilities and community spaces, by making it easy for people to walk and cycle, by better design and by using the built and natural environments around us’.

4.10 The implications for sports facilities provision

The implications of strategic influences on sports facilities provision in Reigate and Banstead are:

- **Corporate Plan:** The Plan includes a specific commitment to ‘provide leisure, cultural and wellbeing services that are accessible to, and meet the needs of, communities and visitors’. ‘Wellbeing prescription’ services are already being offered in the borough and accessible and attractive facilities for sport and physical activity are integral to delivery.
- **Planning policy:** A robust, evidence-based assessment of sports facilities needs in the borough is required to inform planning policy and this SFS will provide this to help ensure good future provision.
- **Development Management Plan:** The Plan does not include specific provision for indoor sports facilities and neither does the Infrastructure Delivery Plan. The SFS will provide a mechanism by which such needs can be identified.
- **Government planning policy:** Policy emphasises the need to ‘enable and support healthy lifestyles, especially where this would address identified local health and well-being needs - for example through the provision of sports facilities’.
- **Sport England policy:** Sport England’s strategy broadens the traditional definition of sports facilities from formal specialist provision, to include other ‘Active Environments’ that provide opportunities for informal and non-specialist activities for ‘Movement’. The Reigate and Banstead SFS focuses on formal built facilities needs as an important sub-set within the wider definition of ‘Active Environments’.

5 SPORTS HALLS

Key findings:

- **Quantity:** There are 13 community-accessible sports halls in Reigate and Banstead, plus four other facilities without public access. All facilities are currently used to beyond 'comfortable capacity'. Additional demand by 2041 will be 3.65 badminton courts (the latter figure broadly equates to one 34.5m x 20m sports hall).
- **Quality:** The quality of all aspects of all sports halls is rated as 'good' or better. No quality issues have any impact upon either capacity or usage levels at present.
- **Accessibility:** The whole population of the borough is within 20-minutes' driving time of a community-accessible sports hall.
- **Availability:** Four sports halls in the borough currently have no community access. Of the 13 currently community available sports halls in the borough, 10 are on education sites, where there is limited midweek daytime access to sports halls for external users.

5.1 Introduction

This section examines the provision of sports halls in Reigate and Banstead. Sports halls are indoor halls with multi-sport markings and minimum dimensions equivalent to three badminton courts (27m x 18m x 6.1m). The specific needs of gymnastics and netball are assessed separately elsewhere in the Study but are included for completeness in the overall evaluation of sports hall needs.

5.2 Quantity

5.2.1 Sports halls with community use

The location and dimensions of sports halls with community use in Reigate and Banstead are below:

Table 5.1: Sports halls with community use in Reigate and Banstead

Site	Address	Dimensions	Built	Sub-Area
Banstead Prep School	Sutton Lane, Banstead SM7 3RA	27m x 18m	1994	Banstead/ Tadworth
Carrington School	Noke Drive, Redhill RH1 4AD	33m x 18m 27m x 18m	2021 1991	Redhill
Donyngs Leisure Centre	Linkfield Lane, Redhill RH1 1DP	36m x 30m	1985	Redhill
Dunottar School	High Trees Road, Reigate RH2 7EL	33m x 18m	2002	Reigate
East Surrey College	London Road, Redhill RH1 2JX	34.5m x 20m	2017	Redhill
Horley Leisure Centre	Anderson Way, Horley RH6 8SP	33m x 18m	2012	Horley
Oakwood Sports Centre	Balcombe Road, Horley RH6 9AU	34.5m x 20m	1992	Horley
Reigate College	Castlefield Road, Reigate RH2 0SD	34.5m x 20m 27m x 18m	2012 1985	Reigate
Reigate St. Mary's Prep Sch.	Chart Lane, Reigate RH2 7RN	27m x 18m	2007	Reigate
St. Bede's School	Carlton Road, Redhill RH1 2LQ	33m x 18m	2006	Redhill
Tadworth Leisure Centre	Preston Manor Road, Tadworth KT20 5FB	34.5m x 20m	2015	Banstead/ Tadworth

5.2.2 Sports halls without community use

The sports halls without community use in Reigate and Banstead are as follows:

Table 5.2: Sports halls without community use in Reigate and Banstead

Site	Address	Dimensions	Built	Sub-Area
Aberdour School	Brighton Road, Tadworth KT20 6AJ	33m x 18m	1990	Banstead/ Tadworth
Chinthurst School	Tadworth Street, Tadworth KT20 5QZ	27m x 18m	1995	Banstead/ Tadworth
Reigate Grammar School	Reigate Road, Reigate RH2 0QS	27m x 18m	1980	Reigate
Royal Alexandra and Albert School	Gatton Park, Reigate RH2 0TW	32m x 18m	2010	Reigate

5.2.3 Sub-area analysis

The distribution of sports halls with community use by sub-area in Reigate and Banstead is below:

Table 5.3: Sports halls with community use by sub-area in Reigate and Banstead

Sub-area	Sub-area population 2020	No. sports halls	Sports halls per capita
Banstead/Tadworth	52,789	2	1: 26,395
Reigate	28,652	4	1: 7,163
Redhill	38,267	5	1: 7,653
Horley	29,040	2	1: 14,520
REIGATE AND BANSTEAD	148,848	13	1: 11,450

5.3 Quality

5.3.1 The criteria assessed

The quality of sports halls with community access was assessed by a non-technical visual inspection during a site visit to all facilities. The criteria that were evaluated were as follows:

- **Playing area:** The overall condition, playing surface, clear span roof height, lighting, spectator provision, equipment and fitness for purpose.
- **Changing facilities:** The capacity, condition and fitness for purpose.
- **Disability access:** The extent of full disabled access to the facility, including the provision of access ramps, dedicated changing, toilets and car parking.
- **Maintenance and cleanliness:** The quality of maintenance and cleanliness standards.
- **General access:** Including car parking, signposting, external lighting and proximity to public transport.

5.3.2 The basis of the ratings

The facilities were rated on a five-point scale, where 5 equates to 'very good' (highlighted in green below), 4 to 'good' (also highlighted in green below), 3 to 'average' (highlighted in yellow below), 2 to 'poor' and 1 to 'very poor' . The ratings for the sports halls in Reigate and Banstead are shown in the table below.

Table 5.4: Sports halls in Reigate and Banstead: Quality Audit

Facility	Playing area	Changing	Disability Access	Maintenance	General access
Banstead Preparatory School	5	4	4	5	4
Carrington School	4	5	4	5	5
Donyngs Leisure Centre	5	4	3	4	5
Dunottar School	4	3	4	4	3
East Surrey College	5	5	4	5	4
Horley Leisure Centre	5	5	4	5	5
Oakwood Sports Centre	3	3	3	4	3
Reigate College	4	4	5	5	4
Reigate St. Mary's Prep School	5	4	4	5	4
St. Bede's School	5	5	4	5	4
Tadworth Leisure Centre	5	5	4	5	5



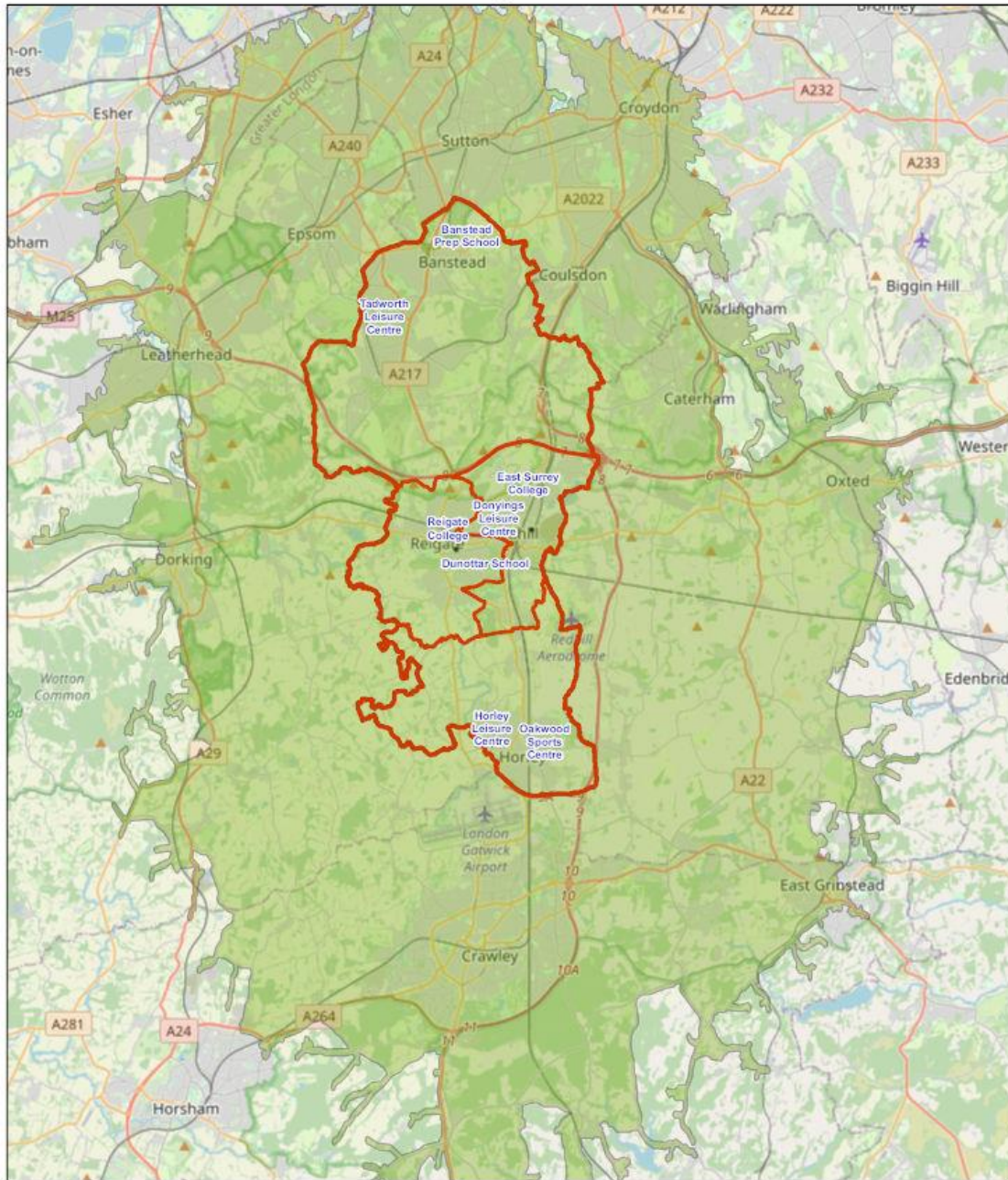
Sports Hall at St. Bede's School

5.4 Accessibility

Based on Sport England research, the 'effective catchment' for sports halls (defined as the time/distance travelled and the prevailing mode of transport used by up to 90% of facility users) is 20 minutes driving time. The map overleaf shows that the whole population of Reigate and Banstead is within 20-minutes' drive time of at least one community accessible sports hall.

Map 51. Travel Times for Sports Halls in Reigate and Banstead

REIGATE & BANSTEAD Sports Halls 20 Minutes Drive



2/2/2022

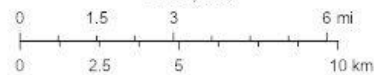
1:288,895

20.0 Minutes

• SPORTS HALLS

▭ SUB AREAS - Banstead/Tadworth, Reigate, Redhill, Horley

▭ Reigate and Banstead District Boundary



© OpenStreetMap (and) contributors, CC-BY-SA

5.5 Availability

The table below identifies the opening hours, usage arrangements, pricing, booking arrangements, secured access via a formal Community Use Agreement and used capacity in the peak periods.

Table 5.5: Sports halls in Reigate and Banstead: Availability

Facility	Opening hours and basis of use	Pricing and booking arrangements	Peak period usage levels	Secured access
Banstead Preparatory School	Mon-Fri 7pm - 9.30pm Block bookings only	Whole hall £50 per hour. Advance bookings only including requirement for public liability insurance.	64%	No
Carrington School	Mon-Fri 5.30pm - 9pm Sat-Sun 8am - 4pm Block bookings only	Whole hall £45 per hour Advance bookings only by email or phone.	60%	No
Donyngs Leisure Centre	Mon-Fri 6am - 10.30pm Sat-Sun 6.45am - 9pm Casual use/block bookings	Whole hall £60 per hour. Badminton court £9.95 per hour. Bookings in person, on-line or by phone.	85%	Yes
Dunottar School	Mon-Fri 6pm - 10pm Sat-Sun 9am - 5pm Block bookings only	Whole hall £50 per hour. Bookings in person, on-line or by phone.	80%	No
East Surrey College	Mon-Fri 6pm - 10pm Sat-Sun 9am - 5pm Block bookings only	Whole hall £50 per hour Advance bookings only by email or phone.	70%	No
Horley Leisure Centre	Mon-Fri 7am - 10pm Sat-Sun 7am - 8pm Casual use/block bookings	Whole hall £60 per hour. Badminton court £9.95 per hour. Bookings in person, on-line or by phone.	80%	Yes
Oakwood Sports Centre	Mon-Fri 4.30pm - 10pm Sat-Sun 9am - 6pm Block bookings only	Whole hall £45 per hour Advance bookings only by email or phone.	75%	No
Reigate College	Mon-Fri 6pm - 9.30pm Block bookings only	Whole hall £44 per hour Advance bookings only including requirement for public liability insurance.	46%	No
Reigate St. Mary's Prep School	Mon-Fri 6pm - 10pm Block bookings only	Whole hall £50 per hour Advance bookings only by email or phone.	60%	No
St. Bede's School	Mon-Fri 6pm - 9pm Sat-Sun 9am - 4pm Block bookings only	Whole hall £50 per hour Advance bookings only by email or phone.	67%	No

Facility	Opening hours and basis of use	Pricing and booking arrangements	Peak period usage levels	Secured access
Tadworth Leisure Centre	Mon-Fri 6.45am - 10.30pm Sat-Sun 7am - 8.30pm Casual use/block bookings	Whole hall £60 per hour. Badminton court £9.95 per hour. Bookings in person, on-line or by phone.	80%	Yes

5.6 Key findings on supply

The key findings are as follows:

- With 10 of the 13 sports halls currently available for community use in the borough on education sites, there is very limited midweek daytime access.
- The quality of sports halls in the borough is generally good, although several of the facilities are ageing.
- Accessibility of sports halls is good, with the entire population within 20 minutes driving time of a sports hall.
- Nine of the halls are only available for block bookings by clubs, which mitigates against casual participants who may wish to play on an irregular or intermittent basis. Community use is secured at only three facilities.
- Pricing is relatively consistent between the local sports halls.
- Sport England recognises a measure of ‘comfortable capacity’, where a sports hall is regarded as effectively fully utilised when peak usage levels reach 80%. This reflects the fact that changeover periods between bookings, particularly those that involve removing and/or installing equipment, will reduce the usage time available. All nine of the currently available sports halls in Reigate and Banstead are used at or above ‘comfortable capacity’.

5.7 Current demand for sports halls

5.7.1 Expressed demand

Actual expressed community use demand for sports halls in Reigate and Banstead is as follows:

Table 5.6: Sports halls in Reigate and Banstead: Peak utilisation rates

Facility	Peak hours available	Peak hours utilised	% Peak utilisation
Banstead Preparatory School	12.5	8	64%
Carrington School	15	9	60%
Donyngs Leisure Centre	20	17	85%
Dunottar School	20	16	80%
East Surrey College	20	14	70%
Horley Leisure Centre	20	16	80%
Oakwood Sports Centre	20	15	75%
Reigate College	17.5	8	46%
Reigate St. Mary's Prep School	20	12	60%
St. Bede's School	15	10	67%
Tadworth Leisure Centre	20	16	80%
TOTALS	180	127	70.6%

5.7.2 Displaced demand

Displaced demand relates to users of sports halls from within the study area which takes place outside of the area. The following sports halls with community accessibility are located in adjacent local authority areas, close enough to the borough boundary to provide usage opportunities for Reigate and Banstead residents.

Table 5.7: Proximity of sports halls in neighbouring areas

Facility	Address	Distance from Reigate and Banstead
Apple Tree Centre	Ifield Avenue, Crawley RH11 0AF	2 miles
Coulsdon Sixth Form College	Placehouse Lane, Coulsdon CR5 1YA	1.5 miles
Overton Grange School	Stanley Road, Belmont SM2 6TQ	1 mile
NESCOT Sports Centre	Reigate Road, Epsom KT17 3DS	1 mile
Rainbow Leisure Centre	East Street, Epsom KT17 1BN	2 miles
Hawthorns School Sports Centre	Pendell Road, Bletchingley RH1 4QJ	1 mile
Epsom College Sports Centre	College Road, Epsom KT17 4JQ	0.5 mile
Oasis Academy Coulsdon	Homefield Road, Coulsdon CR5 1ES	1.5 miles

5.7.3 Unmet demand

There is some evidence of unmet demand for sports halls in Reigate and Banstead at present. Peak time usage is above comfortable capacity at four sites, there is

limited daytime and casual access and the governing bodies of basketball and netball have identified a need for additional capacity.

5.8 Assessments of need in neighbouring areas

The table below summarises strategic assessments of sports hall needs in neighbouring areas.

Table 5.8: Assessments of sports hall needs in neighbouring areas

Local Authority	Facilities priorities	Implications for Reigate and Banstead
Mole Valley District Council	The 'Mole Valley Sports Facilities Strategy' (2021) states that 'there is no effective spare capacity in sports halls in Mole Valley at present, with all facilities used to beyond 'comfortable capacity'. Only two sports halls have daytime access. There is demand for an additional 3.64 badminton courts by 2037	There is no spare capacity in Mole Valley to meet sports hall demand from Reigate and Banstead.
Epsom and Ewell	The 'Epsom and Ewell Sports Facilities Strategy' (2020) identifies a small shortfall in current provision and a need for up to one additional sports hall by 2032, depending on the level of population growth.	There is no spare capacity in Epsom and Ewell to meet sports hall demand from Reigate and Banstead.
London Borough of Sutton	The council does not have a current sports facilities strategy so there is no detailed analysis of facility needs.	No assessment.
London Borough of Croydon	The 'Croydon Sports and Physical Activities Strategy 2018-2023' (2018) identified a current shortfall equivalent to three sports halls, although two new facilities have since been provided.	There is no spare capacity in Croydon to meet sports hall demand from Reigate and Banstead.
Tandridge District Council	The council does not have a current sports facilities strategy so there is no detailed analysis of facility needs.	No assessment.
Crawley Borough Council	The 'Crawley Open Space , Sport and Recreation Strategy' (2007) was produced using a now superceded methodology but remains the most recent assessment of needs in the borough. It identifies a surplus equivalent to 4 badminton courts (equivalent to one standard-sized sports hall).	There is some spare capacity in sports halls in Crawley that could meet some demand from the Horley sub-area.

5.9 Local sports participation priorities

There are no specific local sports participation priorities in Reigate and Banstead, other than a general policy commitment to promote health and well-being through increased levels of physical activity. Sports halls have a role to play in this, given the breadth of appeal of the wide range of indoor sports and activities that they can accommodate.

5.10 Sport-specific priorities

Analysis of sport-specific strategies and consultation with Active Surrey and the governing bodies of sport produced a range of priorities in relation to local sports hall provision:

Table 5.9: Governing bodies of sport: Sports hall needs

Sport	Facilities priorities	Local implications
Badminton	<p>Badminton England's '<i>National Facilities Strategy 2012 - 2016</i>' (2012) is the most recent assessment of the requirements of facilities used for badminton:</p> <ul style="list-style-type: none"> • The hall should have a sprung floor as a minimum. • The lighting must be suitable (no lights above the courts and no natural light). • There should be appropriate space around the court for safety. • The walls must be the right colour (green or blue). • The ceiling must be the appropriate height (6.7m). • Priority areas are identified for 'Community Badminton Networks'. 	Reigate and Banstead is not identified as a priority area for Community Badminton Networks.
Basketball	<p>Basketball England's '<i>Growing Basketball Together 2018 - 2024</i>' (2018) contains a facilities objectives to 'develop, support and sustain a high-quality infrastructure network that inspires the next generation and meets the needs and demands of the game for the future'.</p> <ul style="list-style-type: none"> • 'Enhance the playing experience through an appropriate network of innovative and inspirational facilities and playing environments that not only meet the needs and demands of the game but inspire growth within the sport'. • 'Pilot new and alternative pricing and booking models for indoor facilities to improve access and affordability for clubs and individuals supporting both formal and informal play'. 	Reigate and Banstead is not identified as a priority area.
Gymnastics and Trampolining	<p>British Gymnastics' '<i>Facility Strategy 2017 - 2021</i>' (2017) identifies a range of gymnastics facilities options:</p> <ul style="list-style-type: none"> • Standalone dedicated facilities - Achievable for most clubs. Can provide for participation and competition. • Multi-venue dedicated facilities - For large club-based organisations looking to further expand opportunities. • Dedicated facility as part of a multi-sport venue - Most likely to be local authority-based projects. • Non-dedicated space as part of leisure centre - Ideal for club delivery and mass participation activities. • Satellite venues - Opportunities for clubs to scale up their programmes and increase activity options. • Non-dedicated spaces in leisure centres - Ideal for introductory level, mass participation programmes. 	All of the options within the facilities hierarchy are relevant to gymnastics delivery in Reigate and Banstead.

Sport	Facilities priorities	Local implications
Judo	British Judo's ' <i>Strategic Plan 2017 - 2021</i> ' (2017) has an objective to increase participation to 50,000 members by 2021. There are no facilities objectives.	No specific implications.
Netball	<p>England Netball's '<i>Adventure Strategy 2021 - 2031</i>' (2021) contains the following relevant material: A Game for Life: This 'destination' has the following targets:</p> <ul style="list-style-type: none"> • A 50% increase in the number of women playing netball across all life stages. • A year-on-year increase in the diversity of the netball playing population, with an ambition to reflect the diversity of the nation. • A countrywide accessible offer for men and boys. • 90% of all schools delivering a quality netball experience. • A clear and connected offer of choice for every community, with world class experiences in clubs and leagues at the heart of community netball. • A place to play within easy travel of every household. 	Netball is a well-developed sport in Reigate and Banstead and is seeking additional indoor court space.
Table tennis	<p>Table Tennis England's '<i>Facilities Strategy 2015 - 2025</i>' (2015) identifies that table tennis takes place in a variety of settings:</p> <ul style="list-style-type: none"> • Formal club-led environments - Consisting of dedicated table tennis facilities (equipped for and predominantly used by table tennis), school halls, community halls, church halls, multisport clubs and leisure centres. • Informal social environments - Including bars, workplaces, parks, sport-specific clubs and community spaces. <p>To support sustainable clubs, the priorities are:</p> <ul style="list-style-type: none"> • Establish a minimum of one accessible, high quality dedicated multi-table facility in every active county. • Support current clubs to ensure long-term security of use of their facilities and to develop facilities or access multisport and multi-use environments. <p>To support the social recreational game, the priorities are:</p> <ul style="list-style-type: none"> • Support the implementation of free-to-use outdoor tables, prioritising centres of population. • Establish a network of social table tennis venues offering vibrant informal environments for all. 	Reigate and Banstead is not identified as a priority area.
Volleyball	Volleyball England's ' <i>Facilities Strategy</i> ' (2009) is the most recent assessment of needs. The strategy identifies that a court size of 18m x 9m x 7.5m is required for National League standard play and below. It also states that 'the minimum width of standard sports halls should be raised to 20m from the current 18m, to allow two practice courts in a single hall'.	Reigate and Banstead is not identified as a priority area.

5.11 Governing body of sport consultations

5.11.1 Badminton England

Consultation with Badminton England's Senior Relationship Manager identified the following issues:

- **Overview:** 'There are slightly below average badminton participation rates. The number of affiliated clubs and members suggests a moderate badminton infrastructure. Challenges exist now in terms of available court hours and expected to worsen by 2041.
- **Current demand:** 'Regular adult players have a weekly requirement for 734 badminton court hours. Regular junior players have a weekly requirement for 93 court hours. Occasional adult players require 242 court hours. To service all current badminton demand there is a need for 1,069 badminton court hours per week'.
- **Current supply:** 'There are 13 sports halls collectively containing 57 courts in Reigate and Banstead. The total number of court hours per week available in the borough during stated peak time is 1,445. 55.9% of badminton courts in Reigate and Banstead meet the Badminton England quality threshold (above average/good) which equates to 808 court hours'.
- **Current shortfall:** 'With demand for 1,069 badminton court hours per week and supply of 808 hours, there is a current shortfall of 262 badminton court hours per week'.
- **Future shortfall:** 'The projected increase in regular demand in 2041 is for an additional 106 badminton court hours per week'.

5.11.2 England Netball

Consultation with England Netball identified that Reigate and Banstead has relatively poor facilities for netball and a high demand for them. There is demand for an additional 34.5m x 34.5m sports hall accommodating three indoor netball courts. The nearest such facility is at the Surrey Sports Park in Guildford.

5.11.3 British Gymnastics

Consultation with British Gymnastics' Business Support Officer (Facilities) identified that:

- There is a large demand for more gymnastics opportunities and clubs all report large waiting lists. The total number of people estimated to be on waiting lists for gymnastics in 2020 was 1.5 million.
- A key part of British Gymnastics' strategy to increase participation is to support clubs moving into their own dedicated facility, offering more time and space for

classes. The target by 2021 is for half of all clubs to have their own dedicated facilities, compared with one-third in 2014.

- The main issue for gymnastics development is having access to sufficient dedicated (non-sports hall) space to enable clubs to grow and extend their programmes.

5.11.3 Volleyball

Consultation with Reigate Volleyball Club identified that:

- The club has 64 regular members and 15 casual members, so the sport is flourishing locally.
- The club plays in the sports hall at Reigate College. The volleyball posts provided are of inferior standard and the floor fittings are unable to accommodate proper volleyball posts.
- The sports hall at Reigate College 'is often withdrawn by the college, outside of normal college hours, to facilitate open evenings and more frequently exams. The chairs and tables are usually left arranged in the sports hall between exams. This makes the sports hall unavailable to sport, for weeks at a time'.

5.12 Future demand for sports halls

5.12.1 Population growth

The ONS 2018 sub-national population projections forecast a population of 162,141 by 2041, an increase of 13,293 (or 8.9%).

5.12.2 Participation rates

One factor in considering future sports participation rates is to track historical trends, as a guide to possible future developments. The most recent covid-affected figures have been excluded as anomalous.

- **National trends:** Sport England's 'Active Lives' survey records adult (16+) weekly participation rates for each sport at national level. The results for those sports that use sports halls are tabulated below. Badminton, Basketball and Tennis have also experienced statistically significant decreases, whilst only martial arts has achieved a statistically significant increase:

Table 5.10: 'Active Lives' survey: National participation rates for individual sports 2015-2020

Sport	Nov 2015- Nov 2016	May 2016- May 2017	Nov 2016- Nov 2017	May 2017- May 2018	Nov 2017- Nov 2018	May 2018- May 2019	Nov 2018- Nov 2019	May 2019- May 2020	% Change
Badminton	2.1%	2.1%	2.0%	1.9%	1.8%	1.8%	1.7%	1.6%	-0.5%
Basketball	0.7%	0.7%	0.7%	0.7%	0.7%	0.6%	0.6%	0.6%	-0.1%
Gymnastics	0.6%	0.7%	0.7%	0.6%	0.6%	0.6%	0.5%	0.5%	-0.1%
Judo	0.1%	0.1%	0.1%	0.1%	0.0%	0.0%	0.1%	0.1%	0.0%
Martial Arts	0.4%	0.4%	0.5%	0.5%	0.6%	0.5%	0.5%	0.6%	+0.2%
Netball	0.7%	0.6%	0.6%	0.6%	0.6%	0.7%	0.7%	0.6%	-0.1%
Table Tennis	1.0%	1.0%	1.0%	1.0%	0.9%	0.9%	1.0%	0.9%	-0.1%
Tennis	2.0%	1.9%	1.9%	1.9%	1.7%	1.7%	1.6%	1.6%	-0.4%
Volleyball	0.2%	0.1%	0.2%	0.2%	0.2%	0.2%	0.1%	0.1%	-0.1%

- **Local trends:** Sport England's 'Active Lives' survey recorded the proportion of the adult (16+) population who are active for at least 150 minutes per week in Reigate and Banstead between 2015 and the present. The results are tabulated below and show that whilst rates have fluctuated over the survey periods, there is a downward trend between 2015 and 2020:

Table 5.11: 'Active Lives' survey: Sports participation rates for Reigate and Banstead 2015-2020

Nov '15- Nov '16	May '16- May 17	Nov '16- Nov '17	May '17- May '18	Nov '17- Nov '18	May '18- May '19	Nov '18- Nov '19	May '19- May '20	Nov '19- Nov '20	% Change
70.7%	69.2%	65.2%	65.1%	71.8%	69.7%	69.2%	65.7%	61.2%	-9.5%

5.12.3 The impact of coronavirus

Sport England's 'Active Lives' survey analysed the effects of covid-19 on participation rates in sport and physical activity in the initial period of the pandemic (March - May 2020), which provides some pointers to the possible longer-term impact on activity patterns. The key findings were as follows:

- All formal indoor and outdoor sports facilities were closed in this period and social distancing measures meant that team sports were prohibited.
- Despite large numbers of adults switching into alternative activities, the overall number of regularly active adults fell due to the disruption caused by the pandemic when there were fewer opportunities to be active.
- During the mid-March to mid-May period, the number of active adults nationally (defined as taking at least 150 minutes per week of moderate intensity exercise) fell by 7.1%, or just over 3 million, whilst inactivity levels rose by 7.4% or 3.4 million adults.

- Walking, running and cycling all increased participation rates marginally, but activities dependent on formal facilities like sports halls fell by 56%. The growth of in-home activities on-line fitness classes and static bike racing offset the reductions to a limited extent.

The long-term implications of covid-19 on participation patterns and demand for facilities like sports halls are still being assessed, but it is likely that some sports will struggle to recover their pre-pandemic participation rates, due to former participants who have altered their exercise patterns during lockdown periods not reverting to their former habits.

5.12.4 Future projections

Sport England has developed the Sport Facility Calculator (SFC), to help to quantify how much additional demand for key community facilities like sports halls, will be generated by population increases. The SFC uses Sport England survey data on who uses facilities and applies this to the population profile of the local area. This builds up a profile of usage, which can be then applied to estimate how much demand any given population would generate. This demand is then converted into the quantity of facilities needed and expressed as badminton courts to define sports hall needs.

For the purposes of projecting future demand in Reigate and Banstead current participation rates have been assumed since there have been no statistically significant increases since 2015, either locally in the borough or collectively for the sports that use sports halls. Based upon this, the SFC calculates future demand for an additional 3.65 badminton courts, equivalent to 0.91 four-badminton court sports halls. The increase in sports hall needs by five year intervals is as follows:

Table 5.12: Increase in sports hall needs by five-year intervals to 2041

Year	Population	Extra Badminton Courts	Extra Sports Halls
2026	154,159	1.61	0.38
2031	157,467	2.45	0.61
2036	159,685	3.09	0.77
2041	162,141	3.65	0.81

5.13 Key findings on demand

The key findings are as follows:

- There is no effective spare capacity in sports halls in Reigate and Banstead at present, with all facilities used to beyond ‘comfortable capacity’. Only two sports halls have daytime access.
- There is evidence of unmet demand for basketball and netball usage of sports halls in the borough at present.

- Sport England's Sport Facility Calculator projects demand for an additional 3.65 badminton courts, equivalent to 0.91 four-badminton court sports halls.

5.14 The balance between sports hall supply and demand

Four criteria have been assessed to evaluate the balance between sports hall supply and demand in Reigate and Banstead:

- **Quantity:** Are there enough facilities with sufficient capacity to meet needs now and in the future?
- **Quality:** Are the facilities fit for purpose for the users now and in the future?
- **Accessibility:** Are the facilities in the right physical location for the users now and in the future?
- **Availability:** Are the facilities available for those who want to use them now and in the future?

5.15 Quantity

5.15.1 Current needs

Current sports halls in Reigate and Banstead are assessed collectively to be operating at within 'comfortable capacity', based upon the following evaluation:

- **Used peak capacity:** Average peak utilisation rates for sports halls in Reigate and Banstead are 70.6%, which is below Sport England's 'comfortable capacity' figure of 80%. However, the majority of the facilities are on education sites, which have no midweek daytime access.
- **Unmet demand:** There is evidence of unmet demand for basketball and netball usage of sports halls.
- **Imported/exported demand:** There is evidence of cross-border movement of sports hall users, primarily from Reigate and Banstead to facilities in neighbouring areas.

5.15.2 Future needs

The quantity of sports halls required to meet future needs has been assessed as equivalent to 0.91 four-badminton court-sized sports halls with full community access, based upon the following evaluation: -

- **Population increases:** The ONS 2018 sub-national population projections forecast a population of 162,141 by 2041, an increase of 13,293 (or 8.9%).

- **Participation trends:** Based on national and local sports participation trends, for the purposes of forecasting future demand the likeliest scenario is for participation rates to remain at their current levels.
- **Additional needs:** Sport England's Sport Facility Calculator projects demand for an additional 3.65 badminton courts, equivalent to 0.91 four-badminton court sports halls.
- **Changes in supply:** Reigate Grammar School has planning consent for a six-badminton court-sized sports hall, which will have community use.

5.16 Quality

5.16.1 Current quality

There are no critical quality issues relating to sports halls in Reigate and Banstead, although the position should be kept under review.

5.16.2 Future quality

By 2041, all of the sports halls in the borough will be in need of refurbishment.

5.17 Accessibility

5.17.1 Current accessibility

All parts of the borough are within 20 minutes driving time of a sports hall.

5.17.2 Future accessibility

To ensure that there is adequate accessibility to sports halls in the future, an appropriate level of developer contributions will be required to upgrade existing facilities and/or to provide new ones, appropriately located in relation to the new population.

5.18 Availability

5.18.1 Current availability

There are a number of current impediments to sports hall availability in Reigate and Banstead:

- **Impaired community access:** Three sports halls in the borough currently have no community access, which is not the best use of available facilities resources. Ten of the 13 community-accessible sports halls do not have secured use through a formal Community Use Agreement.
- **'Pay and play' availability:** Because of the management arrangements at the sports halls on school sites in the borough, ten are only available for block

bookings by clubs, which mitigates against casual participants wanting to play on an irregular or intermittent basis.

- **Off-peak availability:** With 10 of the 13 currently community-available sports halls in the borough on education sites, there is limited midweek daytime access to sports halls.

5.18.2 Future availability

Addressing the current availability issues in the future will either involve providing sports halls on non-education sites, with appropriate management arrangements, or looking at innovative solutions to facilitate daytime community access to school sports halls.

5.19 The options for securing additional sports hall capacity

The options for securing existing and additional sports hall capacity to meet current and future needs are as follows:

5.19.1 Protect

Protecting existing sports halls through the Local Plan will be key both to securing local provision by ensuring that planning policy supports the retention of existing sports halls, including any without current community access, unless the loss of a facility would involve its replacement with a facility of at least the equivalent size, quality and accessibility.

5.19.2 Provide

Ensuring that extra sports hall capacity is achieved by providing the proposed six-badminton court-sized sports hall at Reigate Grammar School.

5.19.3 Enhance

Enhancing existing sports hall capacity by:

- Securing formal Community Use Agreements at existing and proposed future facilities on school sites, to enhance community accessibility.
- Encouraging schools with existing community use to extend opening hours, particularly those with limited use at present.
- Supporting schools to improve their management of community use arrangements, to improve 'pay-and-play' access to sports halls.

5.20 Action Plan

5.20.1 Introduction

The tables below set out the action plan for sports halls to guide the implementation of the Assessment. The capital cost estimates are based upon Sport England's 'Facility Costs - Second Quarter of 2021' (2021).

5.20.2 Key strategic actions

Table 5.13: Key strategic action plan for sports halls

Issues	Action	Lead	Partners	Resources	Priority
Protection of existing sports halls	Consider including a policy in the Local Plan to protect all existing sports halls.	R&BBC	-	-	High
Community access to sports halls	Pursue formal Community Use agreements at all existing and any future proposed sports halls on education sites.	R&BBC	Academies and schools	Possible funding for improvements to physical accessibility.	High
Funding for future sports hall needs	Ensure that provision is made to secure developer contributions towards new and improved facilities.	R&BBC	-	-	High
Need for an additional 0.91 sports halls by 2041.	Support Reigate Grammar School to provide the proposed 6-badminton court sized hall and secure public access through planning conditions	Reigate Grammar School	R&BBC	-	High

5.20.3 Site-specific actions

Table 5.14: Site-specific action plan for sports halls

Site	Issues	Action	Lead	Partners	Resources	Priority
Banstead Preparatory School	<ul style="list-style-type: none"> Limited hours of community use. No formal Community Use Agreement. 	<ul style="list-style-type: none"> Assess the potential to accommodate more community use. Pursue a formal Community Use Agreement 	Banstead Preparatory School	R&BBC	-	Medium
Carrington School	No formal Community Use Agreement.	Pursue a formal Community Use Agreement	Carrington School	R&BBC	-	Medium
Donyngs Leisure Centre	No current issues.	No action required.	-	-	-	-
Dunottar School	No formal Community Use Agreement.	Pursue a formal Community Use Agreement	Dunottar School	R&BBC	-	Medium

Site	Issues	Action	Lead	Partners	Resources	Priority
East Surrey College	No formal Community Use Agreement.	Pursue a formal Community Use Agreement	East Surrey College	R&BBC	-	Medium
Horley Leisure Centre	No current issues.	No action required.	-	-	-	-
Oakwood Sports Centre	No formal Community Use Agreement.	Pursue a formal Community Use Agreement	Oakwood School	R&BBC	-	Medium
Reigate College	No formal Community Use Agreement.	Pursue a formal Community Use Agreement	Reigate College	R&BBC	-	Medium
Reigate St. Mary's Prep School	No formal Community Use Agreement.	Pursue a formal Community Use Agreement	Reigate St. Mary's Prep School	R&BBC	-	Medium
St. Bede's School	No formal Community Use Agreement.	Pursue a formal Community Use Agreement	St. Bede's School	R&BBC	-	Medium
Tadworth Leisure Centre	No current issues.	No action required.	-	-	-	-

6 SWIMMING POOLS

Key findings:

- **Quantity:** There are nine community accessible swimming pools at six sites in Reigate and Banstead, collectively providing 1,884sq.m of water space, but only three are available for casual swimming on a non-membership basis. There is currently unmet demand. Additional demand by 2041 will be between 137sq.m of pool space (equivalent to 0.64 of a 25m x 4-lane pool).
- **Quality:** The quality of all aspects of all pools is 'very good' or 'good', although disability and general access is poor at one site.
- **Accessibility:** The whole population of the borough is within 20 minutes' drive of the nearest pool.
- **Availability:** Only the three leisure centre pools (Donyngs, Horley and Tadworth) are available for casual swimming on a non-membership basis.

6.1 Introduction

This section examines the provision of swimming pools in Reigate and Banstead. Swimming pools are defined as indoor facilities with minimum pool length of 20 metres, although smaller teaching and diving pools are included in the assessment where they are integral to a facility with a main pool.

6.2 Quantity

6.2.1 Indoor swimming pools with community use

The swimming pools with community use in Reigate and Banstead are as follows:

Table 6.1: Swimming pools with community use in Reigate and Banstead

Facility	Address	Dimensions	Year built	Sub-area
Donyngs Leisure Centre	Linkfield Lane, Redhill RH1 1DP	25m x 13m 12m x 7m	2011	Redhill
Dunottar School	High Trees Road, Reigate RH42 7EL	25m x 7m	2003	Reigate
Horley Leisure Centre	Anderson Way, Horley RH6 8SP	25m x 13m 13m x 7m	2012	Horley
Reigate Grammar School	Reigate Road, Reigate RH2 0QS	25m x 12m	2009	Reigate
Royal Alexandra and Albert School	Gatton Park, Reigate RH2 0TW	25m x 7m	1970	Reigate

Facility	Address	Dimensions	Year built	Sub-area
Tadworth Leisure Centre	Preston Manor Road, Tadworth KT20 5FB	25m x 13m 12m x 7m	2011	Banstead/Tadworth

6.2.2 Indoor swimming pools with no community use

The swimming pools without community use in Reigate and Banstead are as follows:

Table 6.2: Swimming pools without community use in Reigate and Banstead

Facility	Address	Dimensions	Year built	Sub-area
Aberdour School	Brighton Road, Tadworth KT20 6AJ	20m x 8.5m	2003	Banstead/Tadworth
Chinthurst School	Tadworth Street, Tadworth KT20 5QZ	15m x 6m	2012	Banstead/Tadworth
St. Bede's School	Carlton Road, Redhill RH1 2LQ	25m x 13m	2006	Redhill
Warren Mead Junior School	Roundwood Way, Banstead SM7 1EJ	15m x 7m	2008	Banstead/Tadworth

6.2.3 Smaller indoor swimming pools with community use

The smaller swimming pools with community use in Reigate and Banstead are as follows:

Table 6.3: Small swimming pools with community use in Reigate and Banstead

Facility	Address	Dimensions	Year built	Sub-area
Banstead Prep School	Sutton Lane, Banstead SM7 3RA	17m x 8m	2007	Banstead/Tadworth
Brooklands School	Wray Park Rd., Reigate RH2 0DF	10m x 5m	1986	Reigate
Netherne Leisure Centre	St. Luke's Chapel, Netherne CR5 1NZ	18m x 4m	2010	Banstead/Tadworth

6.2.4 Sub-area analysis

The distribution of full-sized swimming pools with community use by sub-area in Reigate and Banstead is as follows:

Table 6.4: Swimming pools with community use by sub-area in Reigate and Banstead

Sub-area	Sub-area population 2020	No. pool sites	Pools per capita	Pool space per 1,000 people
Banstead/Tadworth	52,789	1	1: 52,789	7.74sq.m
Reigate	28,652	3	1: 9,551	22.69sq.m
Redhill	38,267	1	1: 38,267	10.69sq.m
Horley	29,040	1	1: 29,040	14.32sq.m
REIGATE AND BANSTEAD	148,848	6	1: 24,808	12.66sq.m

6.3 Quality

6.3.1 The criteria assessed

The quality of swimming pools was assessed by a non-technical visual inspection during a site visit to all facilities. The criteria that were evaluated were as follows:-

- **Pool area(s):** The overall condition, lighting, aquatic activities provided for, temperature, spectator provision and fitness for purpose.
- **Changing facilities:** Capacity, condition and fitness for purpose.
- **Disability access:** Provision for disabled access throughout the facility.
- **Maintenance and cleanliness:** The quality of maintenance and cleanliness standards.
- **General access:** Car parking, lighting, signposting and proximity to public transport.

6.3.2 The basis of the ratings

The facilities were rated on a five-point scale, where 5 equates to 'very good' (highlighted in green below), 4 to 'good' (also highlighted in green below), 3 to 'average' (highlighted in yellow below), 2 to 'poor' and 1 to 'very poor'.

Table 6.5: Swimming pools in Reigate and Banstead: Quality audit

Facility	Pool area	Changing	Disability Access	Maintenance	General access
Donyngs Leisure Centre	4	3	3	4	5
Dunottar School	4	3	4	5	4
Horley Leisure Centre	5	5	4	5	5
Reigate Grammar School	4	4	3	5	4
Royal Alexandra & Albert School	3	3	3	4	3
Tadworth Leisure Centre	5	5	5	5	5



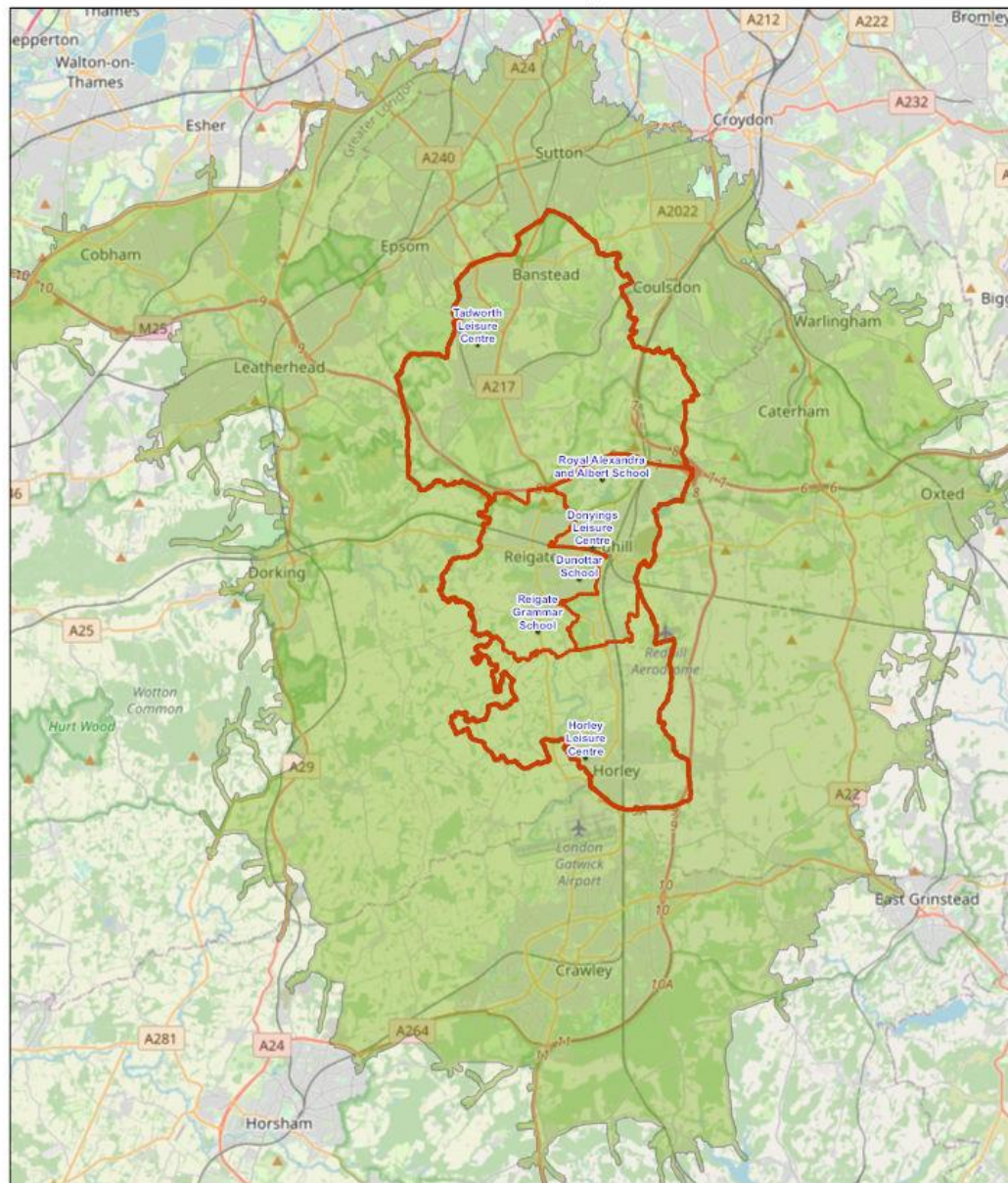
School Swimming Pool at Reigate Grammar School

6.4 Accessibility

Based on Sport England research, the 'effective catchment' for indoor swimming pools (the time/distance travelled by up to 90% of facility users and the prevailing mode of transport used) is 20 minutes' drive time. The map overleaf shows that the whole borough population is within 20-minutes' drive time of a pool.

Map 6.1 Travel Time for Swimming Pools in Reigate & Banstead

REIGATE & BANSTEAD Swimming Pools 20 Minutes Drive



2/2/2022

20.0 Minutes

• SWIMMING POOLS

▭ SUB AREAS - Banstead/Tadworth, Reigate, Redhill, Horley

▭ Reigate and Banstead District Boundary

© OpenStreetMap (and) contributors, CC-BY-SA

6.5 Availability

The table below identifies the opening hours, usage arrangements, pricing and used capacity in the peak periods.

Table 6.6: Swimming pools in Reigate and Banstead: Availability

Facility	Opening hours and basis of use	Pricing	Peak usage	Secured access
Donyngs Leisure Centre	Mon-Fri 6am - 10.30pm Sat-Sun 6.45am - 9pm Casual use/block bookings	Adult 'pay-and-play' member £2.90 Adult non-member £4.55 Junior 'pay-and-play' member £2.00 Junior non-member £2.70	70%	Yes
Dunottar School	Mon-Fri 6pm - 10pm Sat-Sun 9am - 5pm Club use/swimming lessons	Redhill and Reigate Marlins SC and lessons	65%	No
Horley Leisure Centre	Mon-Fri 6.30am - 10pm Sat-Sun 8am - 8pm Members/swimming lessons	Adult 'pay-and-play' member £2.90 Adult non-member £4.55 Junior 'pay-and-play' member £2.00 Junior non-member £2.70	70%	Yes
Reigate Grammar School	Mon-Fri 6pm - 9pm Sat-Sun 9am - 5pm Club block bookings/lessons	Redhill and Reigate Marlins SC and lessons	60%	No
Royal Alexandra & Albert School	Mon-Fri 6pm - 9pm Sat-Sun 9am - 5pm Club block bookings/lessons	Redhill and Reigate Marlins SC and lessons	70%	No
Tadworth Leisure Centre	Mon-Fri 4.30pm - 10pm Sat-Sun 8.30am - 10pm Club block bookings/lessons	Adult 'pay-and-play' member £2.90 Adult non-member £4.55 Junior 'pay-and-play' member £2.00 Junior non-member £2.70	70%	Yes

6.6 Key findings on supply

The key findings are as follows:

- There are seven community accessible facilities with swimming pools in Reigate and Banstead, although only four have secured community use.
- All aspects of the quality of all facilities is 'average' or better.
- The whole population of the borough is within 20-minutes drive time of a pool.
- Only the three leisure centre pools are available for casual swimming on a non-membership basis. The Fitness Express pool is accessible by members only.

The three other pools are only available for hire by clubs or swim schools on a block-booked basis.

- Sport England recognises a measure of ‘comfortable capacity’, where a swimming pool is regarded as effectively fully utilised when peak usage levels reach 70%. of the pools in the borough are currently used to well above the ‘comfortable capacity’ figure.

6.7 Current demand for swimming pools

6.7.1 Expressed demand

Expressed community use demand for swimming pools in Reigate and Banstead is:-

Table 6.7: Swimming pools in Reigate and Banstead: Utilisation rates

Facility	% Peak utilisation
Donyngs Leisure Centre	70%
Dunottar School	65%
Horley Leisure Centre	70%
Reigate Grammar School	60%
Royal Alexandra & Albert School	70%
Tadworth Leisure Centre	70%

6.7.2 Displaced demand

Displaced demand relates to swimming from within the study area which takes place outside of the area. The following community-accessible pools in neighbouring areas are close enough to the borough boundary to provide usage opportunities for Reigate and Banstead residents. Redhill and Reigate Marlins Swimming Club uses the pool at Hawthorns School for training sessions.

Table 6.8: Proximity of swimming pools in neighbouring areas

Facility	Address	Distance from Reigate and Banstead
Epsom College Sports Centre	College Road, Epsom KT17 4JQ	0.5 mile
Overton Grange School	Stanley Road, Belmont SM2 6TQ	1 mile
Nuffield Health (Cheam)	Peaches Close, Cheam SM2 7BJ	1 mile
Rainbow Leisure Centre	East Street, Epsom KT17 1BN	2 miles
Hawthorns School Sports Centre	Pendell Road, Bletchingley RH1 4QJ	1 mile
Cheam Leisure Centre	Malden Road, Sutton SM3 8EP	2.5 miles

6.7.3 Unmet demand

The only evidence of unmet demand for swimming in the borough at present is the displaced usage to the Hawthorns School pool in Tandridge by Redhill and Reigate Marlins Swimming Club for one training session per week.

6.8 Assessments of need in neighbouring areas

The table below summarises strategic assessments of swimming pool needs in neighbouring areas.

Table 6.7: Assessments of swimming pool needs in neighbouring areas

Local Authority	Facilities priorities	Implications for Reigate and Banstead
Epsom and Ewell	The 'Epsom and Ewell Sports Facilities Strategy' (2020) identifies a small shortfall in current provision and a need for up to one additional pool by 2032, depending on the level of population growth.	The pools at Tadworth Leisure Centre meet some exported demand from Epsom and Ewell
Mole Valley District Council	The 'Mole Valley Sports Facilities Strategy' (2021) concludes that 'there is sufficient spare capacity to meet all current and future needs, although opportunities to provide 'leisurised' features should be considered'.	There is some scope for pools in Mole Valley to meet demand from Reigate and Banstead residents.
Crawley Borough Council	The 'Crawley Open Space , Sport and Recreation Strategy' (2007) comprises the most recent assessment of needs in the borough. It identifies a shortfall of 130sq.m of water space equivalent to 0.4 of a 25m x 6-lane pool	No pools in Crawley have capacity meet any demand from the Horley sub-area.
London Borough of Sutton	The council does not have a current sports facilities strategy so there is no detailed analysis of facility needs.	No assessment.
London Borough of Croydon	The 'Croydon Sports and Physical Activities Strategy 2018-2023' (2018) identified that current pool supply and demand are effectively balanced, with no spare capacity.	There is no spare capacity in Croydon to meet sports hall demand from Reigate and Banstead.
Tandridge District Council	The council does not have a current sports facilities strategy so there is no detailed analysis of facility needs.	No assessment.

6.9 Local sports participation priorities

There are no specific local sports participation priorities in Reigate and Banstead other than a general policy commitment to promote health and well-being through increased levels of physical activity. Swimming pools have a role to play in this, given the breadth of appeal to all age groups.

6.10 Sport-specific priorities

Table 6.8: Sports-specific priorities for swimming

Facilities priorities	Implications for Reigate and Banstead
Swim England's 'Towards a Nation Swimming: A Strategic Plan for Swimming in England 2017 - 2021' (2017) includes a commitment to 'working with providers to create a swimming environment that is more inclusive and exceeds the expectations of swimmers'.	No specific local facilities priorities in Reigate and Banstead.

Consultation with Swim England's Facilities Officer identified the following issues:

- 'Our assessment of the current facility stock is that the area currently has enough water space to meet the local demand'.
- 'The three community leisure centre facilities are well situated to serve the demand in the northern, central and southern areas of the borough'.
- 'Our main concern would be that Donyngs LC which is located more central area, is an aged facility, built in 1985. We would expect that an aquatic building of this age to normally become financially unsustainable. We would therefore suggest that future plans be made to replace or significantly invest with refurbishment works, to protect the future water provision of that area'.
- 'Within the borough there are two swimming clubs that operate Redhill and Reigate Swimming Club and Redhill and Reigate Marlins. They are both swimming clubs and provide no other disciplines. The Marlins club are more of a non-competitive teaching club, Redhill and Reigate Swimming Club largely compete up to county standard with the occasional regional level swimmer'.
- 'It is worth recognising that there are a number of educational sites providing water for some of the local demand. The question has to be asked, can the local authority owned facilities accommodate the swims lost by any potential school pool closures. It's becoming harder and harder for educational facilities to justify the running costs of what are often, aged swimming pools'.

6.11 Future demand for swimming pools

6.11.1 Population growth

The ONS 2018 sub-national population projections forecast a population of 162,141 by 2041, an increase of 13,293 (or 8.9%).

6.11.2 Participation rates

One factor in considering future sports participation rates is to track historical trends, as a guide to possible future developments. The most recent covid-affected figures have been excluded as anomalous.

- **National trends:** Sport England's 'Active Lives' survey has recorded adult (16+) weekly participation rates for swimming at national level since 2015:

Table 6.9: 'Active Lives' Survey: National swimming participation rates 2015 - 2020

Nov 2015- Nov 2016	May 2016- May 2017	Nov 2016- Nov 2017	May 2017- May 2018	Nov 2017- Nov 2018	May 2018- May 2019	Nov 2018- Nov 2019	May 2019- May 2020	% Change
11.0%	10.8%	10.2%	10.0%	10.5%	10.4%	9.3%	8.9%	-2.1%

- **Local trends:** Sport England's 'Active Lives' survey recorded the proportion of the adult (16+) population who are active for at least 150 minutes per week in Reigate and Banstead between 2015 and the present. The results are tabulated below and show that whilst rates have fluctuated over the survey periods, there is a downward trend between 2015 and 2020:

Table 6.10: 'Active Lives' Survey: Sports participation rates in Reigate and Banstead 2015 - 2020

Nov '15 Nov '16	May '16- May 17	Nov '16- Nov '17	May '17- May '18	Nov '17- Nov '18	May '18- May '19	Nov '18- Nov '19	May '19- May '20	Nov '19- Nov '20	% Change
70.7%	69.2%	65.2%	65.1%	71.8%	69.7%	69.2%	65.7%	61.2%	-9.5%

6.11.3 The impact of coronavirus

Sport England's 'Active Lives' survey analysed the effects of covid-19 on participation rates in sport and physical activity in the initial period of the pandemic (March - May 2020), which provides some pointers to the possible longer-term impact on activity patterns. The key findings were as follows:

- All formal indoor and outdoor sports facilities were closed in this period and social distancing measures meant that team sports were prohibited.
- Despite large numbers of adults switching into alternative activities, the overall number of regularly active adults fell due to the disruption caused by the pandemic when there were fewer opportunities to be active.
- During the mid-March to mid-May period, the number of active adults nationally (defined as taking at least 150 minutes per week of moderate intensity exercise) fell by 7.1%, or just over 3 million, whilst inactivity levels rose by 7.4% or 3.4 million adults.

- Walking, running and cycling all increased participation rates marginally, but activities dependent on formal facilities like pools fell by 56%.

The long-term implications of covid-19 on participation patterns and demand for facilities like swimming pools are still being assessed, but it is likely that some sports will struggle to recover their pre-pandemic participation rates, due to former participants who have altered their exercise patterns during lockdown periods not reverting to their former habits.

6.11.4 Future projections

Sport England has developed the Sport Facility Calculator (SFC), to help to quantify how much additional demand for key community facilities like swimming pools, will be generated by population increases. The SFC uses Sport England survey data on who uses facilities and applies this to the population profile of the local area. This builds up a profile of usage, which can be then applied to estimate how much demand any given population would generate. For the purposes of projecting future demand in Reigate and Banstead current participation rates have been assumed since there have been no statistically significant increases since 2015, either locally in the borough or for swimming. Based upon this, the SFC calculates future demand for an additional 137.01sq.m of water space by 2041, equivalent to 2.58 lanes or 0.64 of a 25m pool. The increase in swimming pool needs by five year intervals is as follows:

Table 6.11: Increase in swimming pool needs by five-year intervals to 2041

Year	Population	Extra Water space	Extra 25m Lanes	Extra 25m Pools
2026	154,159	58.46 Sq.m	1.10	0.28.
2031	157,467	94.88 Sq.m	1.79	0.45
2036	159,685	119.69 Sq.m	2.25	0.56
2041	162,141	137.01 Sq.m	2.58	0.64

6.12 Key findings on demand

The key findings are as follows:

- Peak capacity use of all pools in the borough is either at or below Sport England’s 70% ‘comfortable capacity’ figure, which indicates that there is some limited scope to accommodate more demand.
- Sport England’s Sport Facility Calculator projects demand for an additional 137.01sq.m of water space by 2041, equivalent to 2.58 lanes or 0.64 of a 25m pool (effectively one additional pool).

6.13 The balance between swimming pool supply and demand

Four criteria have been assessed to evaluate the balance between swimming pool supply and demand in Reigate and Banstead:

- **Quantity:** Are there enough facilities with sufficient capacity to meet needs now and in the future?
- **Quality:** Are the facilities fit for purpose for the users now and in the future?
- **Accessibility:** Are the facilities in the right physical location for the users now and in the future?
- **Availability:** Are the facilities available for those who want to use them now and in the future?

6.14 Quantity

6.14.1 Current needs

Current swimming pools in Reigate and Banstead are assessed to be operating with some limited spare capacity based upon the following evaluation:

- **Used peak capacity:** Swim England assesses that ‘the area currently has enough water space to meet the local demand’.
- **Unmet demand:** The only evidence of unmet demand for swimming in the borough at present is the displaced usage of the Hawthorns School pool in Tandridge district by Redhill and Reigate Marlins Swimming Club for one training session per week.

6.14.2 Future needs

The quantity of swimming pools required to meet future needs has been assessed as 137.01sq.m of water space by 2041, equivalent to 2.58 lanes or 0.64 of a 25m pool. There is sufficient spare capacity to meet these needs, although opportunities to provide ‘leisurised’ features should be considered.

- **Population increases:** The ONS 2018 sub-national population projections forecast a population of 162,141 by 2041, an increase of 13,293 (or 8.9%).
- **Participation trends:** Based on national and local sports participation trends, for the purposes of forecasting future demand the likeliest scenario is for participation rates to remain at their current levels.

6.15 Quality

6.15.1 Current quality

All aspects of the quality of all facilities is ‘average’ or better.

6.15.2 Future quality

With the exception of the Royal Alexandra and Albert School pool, all of the pools in the borough were currently either built or refurbished less than 20 years ago, so with regular maintenance should still be serviceable for the lifespan of the SFS.

6.16 Accessibility

6.16.1 Current accessibility

All parts of the borough are within a 20-minute drivetime catchment of the nearest swimming pool.

6.16.2 Future accessibility

To ensure that there is adequate accessibility to swimming pools in the future, an appropriate level of developer contributions will be required to upgrade existing facilities and/or to provide new ones, appropriately located in relation to the new population.

6.17 Availability

6.17.1 Current availability

Only the pools at the three leisure centre sites are available for casual swimming on a non-membership basis. Three of the community-accessible full-sized pools do not have secured use through a formal Community Use Agreement.

6.17.2 Future availability

Efforts should be made to secure community usage at the three sites where there is no formal access agreement at present.

6.18 The options for securing additional swimming pool capacity

The options for securing existing and additional swimming pool capacity to meet current and future needs are as follows:

6.18.1 Protect

Protecting the existing pools through the Local Plan will be key both to securing local provision by ensuring that planning policy supports the retention of existing facilities, unless the loss of a facility would involve its replacement with a facility of at least the equivalent size, quality and accessibility. Should the pool at the former Legal and General site be refurbished as part of the wider development of the site, it should be retained for community use.

6.18.2 Provide

The provision of 'leisurised' features should be considered to broaden the market appeal.

6.18.3 Enhance

Enhancing existing swimming pool capacity by:

- Securing formal Community Use Agreements at existing and proposed future facilities on school sites, to enhance community accessibility.
- Ensuring that pool quality is enhanced when opportunities arise.

6.19 Action Plan

6.19.1 Introduction

The tables below set out the action plan for swimming pools to guide the implementation of the Assessment.

6.19.2 Key strategic actions

Table 6.12: Key strategic action plan for swimming pools

Issues	Action	Lead	Partners	Resources	Priority
Protection of existing swimming pools	Consider including a policy in the Local Plan to protect all existing swimming pools.	R&BBC	-	-	High
Funding for future swimming pool needs	Ensure that provision is made to secure developer contributions towards improved facilities, including 'leisurised features'.	R&BBC	Developer s	-	High
Demand equivalent to 0.64 of a 25m x 6-lane pool by 2041	There is sufficient capacity at existing facilities to meet all future needs, provided access to unsecured pools is achieved via Community Use Agreements.	R&BBC	Schools	-	High

6.19.3 Site-specific actions

Table 6.13: Site-specific action plan for swimming pools

Site	Issues	Action	Lead	Partners	Resources	Priority
Donyngs Leisure Centre	No current issues.	No action required.	-	-	-	-
Dunottar School	No formal Community Use Agreement.	Pursue formal Community Use Agreement	R&BBC	Dunottar School	-	Medium
Horley Leisure Centre	No current issues.	No action required.	-	-	-	-
Reigate Grammar School	No formal Community Use Agreement.	Pursue formal Community Use Agreement	R&BBC	Reigate GS	-	Medium
Royal Alexandra & Albert School	No formal Community Use Agreement.	Pursue formal Community Use Agreement	R&BBC	RA&AS	-	Medium
Tadworth Leisure Centre	No current issues.	No action required.	-	-	-	-

7 HEALTH AND FITNESS

Key findings:

- **Quantity:** There are 11 publicly accessible health and fitness facilities currently available in Reigate and Banstead, collectively comprising 700 equipment stations. Exported demand for an estimated 94 stations is accommodated at facilities in neighbouring areas. Additional demand by 2041 is for an additional 71 stations and can be met by existing peak time spare capacity.
- **Quality:** The quality of facilities is generally 'good'.
- **Accessibility:** The whole population is within 20 minutes' drive of the nearest facility.
- **Availability:** Five facilities offer 'pay-and-play' public access, but some of the other facilities offer a 'day pass' arrangement, allowing short-term access to non-members.

7.1 Introduction

This section examines health and fitness facilities in Reigate and Banstead. Health and fitness facilities are defined as dedicated community accessible facilities with a range of exercise equipment.

7.2 Quantity

7.2.1 Health and fitness facilities with community use

The location and number of equipment stations at health and fitness facilities with community use in Reigate and Banstead is as follows. All facilities have secured community access:

Table 7.1: Health and fitness facilities with community use in Reigate and Banstead

Site	Address	Stations	Sub-area
Donyngs Leisure Centre	Linkfield Lane, Redhill RH1 1DP	172	Redhill
Go Fitness and Wellbeing	The Belfry, Redhill RH1 1ST	12	Redhill
Horley Leisure Centre	Anderson Way, Horley RH6 8SP	68	Horley
Netherne Leisure Centre	St. Luke's Chapel, Netherne CR5 1NZ	25	Banstead/Tadworth
Oakwood Sports Centre	Balcombe Road, Horley RH6 9AU	26	Horley
One Premium Fitness	High Street, Reigate RH2 9AE	70	Reigate
St. Bede's School	Carlton Road, Redhill RH1 2LQ	22	Redhill
Tadworth Leisure Centre	Preston Manor Road, Tadworth KT20 5FB	60	Banstead/Tadworth
The Fitness Zone (Reigate)	Bell Street, Reigate RH7 7BG	25	Reigate
The Gym (Redhill)	London Road, Redhill RH1 1NN	170	Redhill
YMCA East Surrey	Princes Road, Redhill RH1 6JJ	50	Redhill
TOTAL	-	700	-

7.2.2 Health and fitness facilities without community use

The following health and fitness facilities in Reigate and Banstead have no community use.

Table 7.2: Health and fitness facilities without community use in Reigate and Banstead

Site	Address	Stations	Sub-area
Dunottar School	High Trees Road, Reigate RH42 7EL	20	Reigate
Reigate College	Castlefield Road, Reigate RH2 0SD	23	Reigate
Reigate Grammar School	Reigate Road, Reigate RH2 0QS	45	Reigate

7.2.3 Sub-area analysis

Table 7.3: Health and fitness facilities with community use by sub-area in Reigate and Banstead

Sub-area	Sub-area population 2020	No. stations	Stations per capita
Banstead/Tadworth	52,789	80	1: 660
Reigate	28,652	117	1: 245
Redhill	38,267	406	1: 94
Horley	29,040	94	1: 309
REIGATE AND BANSTEAD	148,848	700	1: 213

7.3 Quality

7.3.1 The criteria assessed

The quality of health and fitness facilities was assessed by a non-technical visual inspection during a site visit to all facilities. The criteria that were evaluated were as follows:

- **Fitness facilities:** The overall condition, mix of cardio-vascular and resistance equipment, lighting and ambience.
- **Changing facilities:** Capacity, condition and fitness for purpose.
- **Disability access:** Provision of disability-specific equipment and disabled access throughout.
- **General access:** Car parking, lighting, signposting and proximity to public transport.

7.3.2 The basis of the ratings

The facilities were rated on a five-point scale, where 5 equates to 'very good', 4 to 'good', 3 to 'average', 2 to 'poor' and 1 to 'very poor'.

Table 7.4: Health and fitness facilities with community use in Reigate and Banstead:
Quality audit

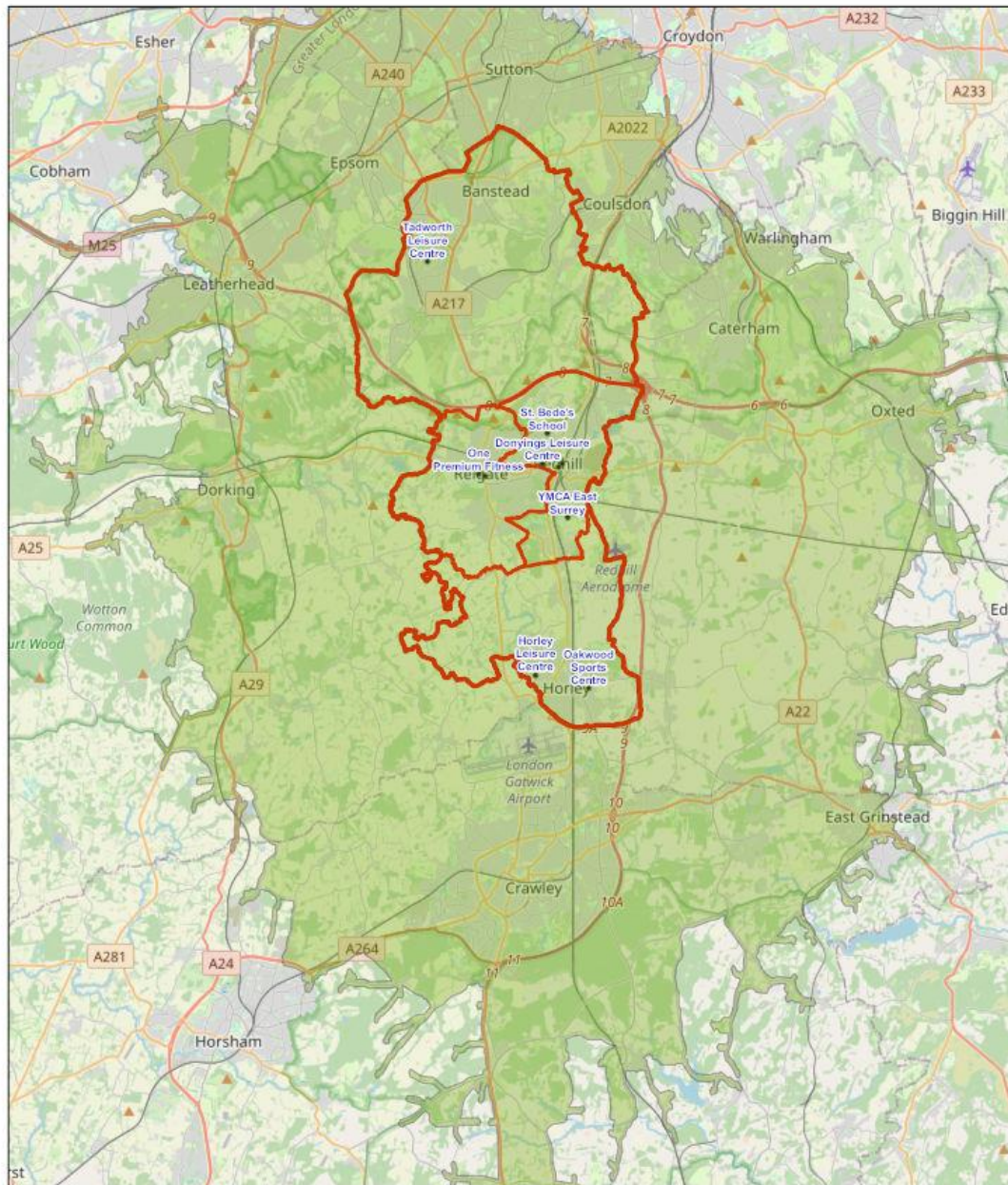
Facility	Fitness facilities	Changin g	Disability Access	General access
Donyngs Leisure Centre	5	4	3	5
Go Fitness and Wellbeing	5	5	3	4
Horley Leisure Centre	5	5	4	5
Netherne Leisure Centre	5	5	4	4
Oakwood Sports Centre	3	3	3	3
One Premium Fitness	4	3	1	5
St. Bede's School	3	4	3	4
Tadworth Leisure Centre	5	5	5	5
The Fitness Zone (Reigate)	3	3	3	4
The Gym (Redhill)	5	4	1	5
YMCA East Surrey	5	5	5	3

7.4 Accessibility

Based on Sport England research, the 'effective catchment' for health and fitness facilities is 20 minutes driving time. The map overleaf shows that the whole population of the borough is within 20-minutes' drivetime of at least one health and fitness facility.

Map 7.1 Travel Time or Health and Fitness Facilities in Reigate & Banstead

REIGATE & BANSTEAD Health and Fitness 20 Minutes Drive



2/2/2022


1:288,895

20.0 Minutes

• HEALTH AND FITNESS

▭ SUB AREAS - Banstead/Tadworth, Reigate, Redhill, Horley

▭ Reigate and Banstead District Boundary



© OpenStreetMap (and) contributors, CC-BY-SA

7.5 Availability

The table below identifies the opening hours, usage arrangements and pricing (shown as monthly direct debit costs to facilitate comparison).

Table 7.5: Health and fitness facilities with community use in Reigate and Banstead: Availability


Facility	Opening hours and basis of use	Pricing
Donyngs Leisure Centre	Mon-Fri 6am - 10.30pm Sat-Sun 6.45am - 8pm Membership and 'pay-and-play'	Membership £40 per month Adult 'pay-and-play' member £2.90 Adult non-member £4.55 Junior 'pay-and-play' member £2.00 Junior non-member £2.70
Go Fitness and Wellbeing	Mon-Fri 7.30am - 1.30pm & 3.30pm - 7pm Sat 9am - 12.30pm Women only Membership and 'pay-and-play'	Membership £28 per month 'Pay-and-play' £6 per session
Horley Leisure Centre	Mon-Fri 6am - 10.30pm Sat-Sun 6.45am - 8pm Membership and 'pay-and-play'	Membership £40 per month Adult 'pay-and-play' member £2.90 Adult non-member £4.55 Junior 'pay-and-play' member £2.00 Junior non-member £2.70
Netherne Leisure Centre	Mon-Fri 6.30am - 9pm Sat-Sun 8.30am - 4.30pm Membership	Membership £30 per month
Oakwood Sports Centre	Mon-Fri: 7.30am - 10.30pm Sat: 8.30am - 6pm Sun: 9am - 6pm Members only	Membership £30 per month
One Premium Fitness	Mon-Fri 6.30am - 8pm Sat-Sun 8am - 1.30pm Club members only	Membership £50 per month
St. Bede's School	Mon-Fri 6pm - 8pm Sat-Sun 8am - 6pm Membership	Membership £50 per month
Tadworth Leisure Centre	Mon-Fri 6am - 10.30pm Sat-Sun 6.45am - 8pm Membership and 'pay-and-play'	Membership £40 per month Adult 'pay-and-play' member £2.90 Adult non-member £4.55 Junior 'pay-and-play' member £2.00 Junior non-member £2.70
The Fitness Zone (Reigate)	Mon & Weds 9am - 8.30pm	Membership £29.99 per month

Facility	Opening hours and basis of use	Pricing
	Tues & Thurs 9am - 2pm & 5pm - 8.30pm Fri 9am - 6pm Sat-Sun 9am - 1pm Members only	
The Gym (Redhill)	Open 24 hours Members only	Membership from £23.99 per month
YMCA East Surrey	Mon-Fri 8am - 9pm Sat-Sun 8am - 5pm Membership and 'pay-and-play'	Membership £29 per month 'Pay-and-play' £6 per session

7.6 Key findings on supply

The key findings are as follows:

- There are 11 publicly accessible health and fitness facilities currently available in Reigate and Banstead, collectively comprising 700 equipment stations. All have secured community access. These range from small 'boutique' facilities to large clubs and include national chains and local, owner-run gyms.
- Levels of provision per capita vary widely across the borough, with the Redhill sub-area having more than double the number of equipment stations per head (1:94) than the borough average (1:221), whilst the Banstead/Tadworth sub-area has only one-quarter the per capita levels of provision of the rest of the borough (1:880)
- The quality of facilities is generally 'good', although disabled access at One Premium Fitness and The Gym (Redhill) is rated as 'very poor'.
- The whole population is within 20-minutes' drive time of a health and fitness facility.
- Five facilities offer 'pay-and-play' public access, but many of the remaining facilities offer a 'day pass' arrangement, allowing short-term access on a non-membership basis.
- Membership charges vary between £24 and £50 per month, although there are discounted introductory offers at many facilities. There are varying approaches to membership terms with some operators insisting on minimum term contracts whilst others allow month by month membership with the ability to cancel at any time.



Health and Fitness Suite, Oakwood Sports Centre, Horley

7.7 Current demand for health and fitness facilities

7.7.1 Expressed demand

The 2019 ‘*State of the UK Fitness Industry*’ report’ (undertaken before the covid-19 pandemic) reveals that the UK health and fitness industry is continuing to grow (for the first time in 2018 the number of clubs exceeded 7,000) with more members and a greater market value than ever before. Over the twelve-month period to the end of March 2019, there were increases of:

- 2.9% in the number of fitness facilities.
- 4.7% in the number of members.
- 4.2% in overall market value.

For the first time ever, health and fitness members exceeded 10 million. 1 in 7 people in the UK is a member of a gym, an all-time penetration rate high of 15.4%. The low-cost market with its large membership numbers, online joining, long opening hours and low-prices has continued to expand rapidly. The private low-cost sector now accounts for 12% of the total number of private clubs, 13% of the private market value and 32% of the private sector membership.

- Pure Gym and GLL remain the UK's leading private and public operators (by number of gyms and members). In 2018, Pure Gym became the first operator to reach 200 clubs and this year they are joined by GLL (with 203 gyms).

- Local fitness facility operators all indicated that there was an overall growth in the market (although no actual figures were given due to commercial sensitivity) although it is highly competitive and gyms are having to work hard to maintain their share of the market. Members are now more sophisticated and willing to switch between clubs. Operators are having to develop a wider range of fitness products including individual, health-related programmes and app-based fitness regimes and to vary and update their classes on a regular basis to keep up to date with changing fashions.

7.7.2 Spare capacity

Consultations with local health and fitness facility operators revealed that there is some spare capacity at peak periods. All but the smallest operators emphasise 'no waiting' as a selling point to prospective members. Peak time spare capacity is assessed to be around 10% or the equivalent of 68 equipment stations.

7.7.3 Displaced demand

Displaced demand relates to use of health and fitness facilities from within the study area which takes place outside of the area. The following facilities are located in adjacent areas, close enough to the borough boundary to provide usage opportunities for Reigate and Banstead residents.

Table 7.6: Proximity of health and fitness facilities in neighbouring areas

Facility	Address	Distance from Reigate and Banstead
Nuffield Health (Cheam)	Peaches Close, Cheam SM2 7BJ	1 mile
Priory Health Club	Nutfield Road, Nutfield RH1 4EL	0.5 mile
Future Fitness	Upper High Street, Epsom KT17 1NB	2 miles
Epsom College Sports Centre	College Road, Epsom KT17 4JQ	2 miles
Fitness Space	The Parade, Epsom KT19 8DN	2 miles
Future Fitness	Upper High Street, Epsom KT17 1NB	2 miles
Pure Gym (Epsom)	High Street, Epsom KT19 8BJ	2 miles

7.7.3 Unmet demand

UK Active has devised a model that provides guidance on the supply of health and fitness stations against the current anticipated demand. The model uses national data from fitness facility operators, with the most recent local data for health and fitness participation from the 'Active People' survey. The model anticipates a need for 794 fitness stations, which compares with actual supply of 700 stations, indicating a notional shortfall of 94 stations. This is exported to neighbouring areas.

Table 7.7: Health and fitness facilities in Reigate and Banstead: Demand modelling

Element	Value	Number
Reigate and Banstead adult population	-	119,869
% health and fitness participants	5.95%	7,132
Average visits per week	2.4	17,117
No. visits at peak period	65%	11,126
Capacity in one hour of peak time	28	397
No. stations required at peak time	-	794

7.8 Local sports participation priorities

There are no specific local sports participation priorities in Reigate and Banstead, other than a general policy commitment to promote health and well-being through increased levels of physical activity. Health and fitness facilities have a particular role to play in this, given the breadth of appeal to all age groups.

7.9 Assessments of need in neighbouring areas

The table below summarises strategic assessments of health and fitness facilities needs in neighbouring areas.

Table 7.7: Assessments of health and fitness facilities needs in neighbouring areas

Local Authority	Facilities priorities	Implications for Reigate and Banstead
Epsom and Ewell	The ' <i>Epsom and Ewell Sports Facilities Strategy</i> ' (2020) identifies that current provision meets existing needs but there is a need for up to 121 additional fitness stations by 2032, depending on the level of population growth.	The facility at Tadworth Leisure Centre meets some exported demand from Epsom and Ewell
Mole Valley District Council	The ' <i>Mole Valley Sports Facilities Strategy</i> ' (2021) concludes that 'demand equivalent to 122 stations is exported to neighbouring areas' and identifies a need for an additional 33 equipment stations by 2037.	There is significant exported demand from Mole Valley to facilities in Reigate and Banstead.
Crawley Borough Council	The ' <i>Crawley Open Space, Sport and Recreation Strategy</i> ' (2007) comprises the most recent assessment of needs in the borough. It identifies 'a current oversupply in the provision of health and fitness stations equivalent to c.160 stations'.	Facilities in Crawley have some spare capacity meet any demand from the Horley sub-area.
London Borough of Sutton	The council does not have a current sports facilities strategy so there is no detailed analysis of facility needs.	No assessment.
London Borough of Croydon	The ' <i>Croydon Sports and Physical Activities Strategy 2018-2023</i> ' (2018) identified that 'supply was perceived to be meeting demand'.	There is some spare capacity in Croydon to meet demand from Reigate and Banstead.
Tandridge District Council	The council does not have a current sports facilities strategy so there is no detailed analysis of facility needs.	No assessment.

7.10 Sport-specific priorities

There are no strategic priorities for developing health and fitness facilities in Reigate and Banstead.

7.11 Future demand for health and fitness facilities

7.11.1 Population growth

The ONS 2018 sub-national population projections forecast a population of 162,141 by 2041, an increase of 13,293 (or 8.9%).

7.11.2 Participation rates

One factor in considering future sports participation rates is to track historical trends, as a guide to possible future developments. Recent covid-affected figures have been excluded as anomalous.

- **National trends:** Sport England's '*Active Lives*' survey has recorded adult (16+) weekly participation rates for fitness activities since 2016:

Table 7.8: 'Active Lives' survey: Health and fitness facilities national participation rates 2016 - 2020

May 2016- May 2017	Nov 2016- Nov 2017	May 2017- May 2018	Nov 2017- Nov 2018	May 2018- May 2019	Nov 2018- Nov 2019	May 2019- May 2020	% Change
29.5%	29.7%	29.7%	30.0%	30.4%	30.8%	30.4%	+0.9%

- **Local trends:** Sport England's 'Active Lives' survey recorded the proportion of the adult (16+) population who are active for at least 150 minutes per week in Reigate and Banstead between 2015 and the present. The results are tabulated below and show that whilst rates have fluctuated over the survey periods, there is a downward trend between 2015 and 2020:

Table 7.9: 'Active Lives' survey: Reigate and Banstead sports participation rates 2015 - 2020

Nov '15 - Nov '16	May '16 - May '17	Nov '16- Nov '17	May '17- May '18	Nov '17- Nov '18	May '18- May '19	Nov '18- Nov '19	May '19- May '20	Nov '19- Nov '20	% Change
70.7%	69.2%	65.2%	65.1%	71.8%	69.7%	69.2%	65.7%	61.2%	-9.5%

7.11.3 The impact of coronavirus

Sport England's 'Active Lives' survey analysed the effects of covid-19 on participation rates in sport and physical activity in the initial period of the pandemic (March - May 2020), which provides some pointers to the possible longer-term impact on activity patterns. The key findings were as follows:

- *All formal indoor and outdoor sports facilities were closed in this period and social distancing measures meant that team sports were prohibited.*
- *Despite large numbers of adults switching into alternative activities, the overall number of regularly active adults fell due to the disruption caused by the pandemic when there were fewer opportunities to be active.*
- *During the mid-March to mid-May period, the number of active adults nationally (defined as taking at least 150 minutes per week of moderate intensity exercise) fell by 7.1%, or just over 3 million, whilst inactivity levels rose by 7.4% or 3.4 million adults.*
- *Walking, running and cycling all increased participation rates marginally, but activities dependent on formal facilities like pools fell by 56%.*
- *25% of people regularly undertook home fitness workouts during lockdown periods, far above the UK's gym membership penetration level of 15.6%.*

The long-term implications of covid-19 on participation patterns and demand for facilities like fitness facilities are still being assessed, but it is likely that some sports will struggle to recover their pre-pandemic participation rates, due to former participants who have altered their exercise patterns during lockdown periods not reverting to their former habits.

7.11.4 Future projections

The ONS 2018 sub-national population projections forecast a population of 162,141 by 2041, an increase of 13,293 (or 8.9%).

7.12 Key findings on demand

The key findings are as follows:

- Demand for health and fitness facilities in Reigate and Banstead equates to 794 equipment stations, based upon the UK Active market calculation.
- With 700 stations at facilities in Reigate and Banstead, demand equivalent to 94 stations is exported to facilities in neighbouring areas, although collective peak time spare capacity of around 10%, or the equivalent of 70 stations, is still evident within Reigate and Banstead.
- Based on the population estimate, additional demand for 71 stations by 2041 can be met by the spare capacity of 70 stations at present, provided facilities in neighbouring areas continue to accommodate demand from Reigate and Banstead. The increase in health and fitness facility needs by five year intervals is as follows:

Table 7.10: Increase in health and fitness facility needs by five-year intervals to 2041

Year	Population	Extra Stations
2026	154,159	28
2031	157,467	46
2036	159,685	59
2041	162,141	71

7.13 The balance between health and fitness supply and demand

Four criteria have been assessed to evaluate the balance between health and fitness facility supply and demand in Reigate and Banstead:

- **Quantity:** Are there enough facilities with sufficient capacity to meet needs now and in the future?
- **Quality:** Are the facilities fit for purpose for the users now and in the future?
- **Accessibility:** Are the facilities in the right physical location for the users now and in the future?

- **Availability:** Are the facilities available for those who want to use them now and in the future?

7.14 Quantity

7.14.1 Current needs

Current health and fitness facilities in Reigate and Banstead are assessed to be operating at close to full capacity, based upon the following evaluation:

- **Used peak capacity:** Current peak capacity averages 90% across all facilities.
- **Unmet demand:** There is evidence that unmet demand is being exported to facilities in neighbouring areas, equivalent to 94 fitness stations.

7.14.2 Future needs

The quantity of health and fitness provision required to meet future needs has been assessed as follows:

- **Participation trends:** Based on national and local sports participation trends, for the purposes of forecasting future demand the likeliest scenario is for participation rates to remain at their current levels.
- **Population increases:** Based on the population estimate, additional demand for 71 stations by 2041 can be met by the spare capacity of 70 stations at present, provided facilities in neighbouring areas continue to accommodate demand from Reigate and Banstead.

7.15 Quality

7.15.1 Current quality

The quality of facilities is generally 'good', although disabled access at One Premium Fitness and The Gym (Redhill) is rated as 'very poor'.

7.15.2 Future quality

In a highly competitive market, commercial health and fitness providers place a premium on equipment innovation and facility quality, so it seems reasonable to assume that local provision will continue to be upgraded regularly.

7.16 Accessibility

7.16.1 Current accessibility

The whole population is within 20 minutes driving time of the nearest health and fitness facility.

7.16.2 Future accessibility

Commercial health and fitness operators are likely to ensure that additional facilities are provided that are well-located in relation to new housing developments.

7.17 Availability

7.17.1 Current availability

Membership charges vary between £24 and £50 per month, although there are discounted introductory offers at many facilities. There are varying approaches to membership terms with some operators insisting on minimum term contracts whilst others allow month by month membership with the ability to cancel at any time.

7.17.2 Future availability

With a competitive local market, it seems unlikely that cost will be a barrier to accessibility in the future. However, less affluent residents may be discouraged by long-term contracts and the comparative paucity of 'pay-and-play' facilities.

7.18 The options for securing additional health and fitness capacity

The options for securing existing and additional health and fitness facility capacity to meet current and future needs are as follows:

7.18.1 Protect

Protecting existing health and fitness facilities through the Local Plan will be key both to securing local provision by ensuring that planning policy supports the retention of existing facilities, including those with membership-only access, unless the loss of a facility would involve its replacement with a facility of at least the equivalent size, quality and accessibility.

7.18.2 Provide

Ensuring that extra health and fitness capacity is achieved by encouraging the provision of health and fitness facilities by commercial leisure providers.

7.18.3 Enhance

Enhancing existing health and fitness capacity for people with disabilities.

7.19 Action Plan

The table below sets out the action plan for health and fitness facilities to guide the implementation of the Assessment. All actions are generic, rather than facility specific.

Table 7.11: Health and fitness facilities action plan

Issues	Action	Lead	Partners	Resources	Priority
Protection of existing health and fitness facilities.	Consider including a policy in the Local Plan to protect all existing health and fitness facilities.	R&BBC	-	-	High
Need for an additional 71 fitness stations by 2041.	Ensure that existing spare capacity is used effectively.	All providers	-	-	High
Poor disabled access at One Premium Fitness and The Gym (Redhill).	Improve disabled access and encourage all sites to provide equipment that is suitable for disabled users.	All providers	-	-	High
Funding for future health and fitness needs.	Ensure that provision is made to secure developer contributions towards and improved facilities.	R&BBC	-	-	High

8 SQUASH COURTS

Key findings:

- **Quantity:** There are three squash facilities with community access in Reigate and Banstead, collectively containing 11 squash courts. There is sufficient spare capacity to meet additional demand to 2041.
- **Quality:** The quality of most facilities is rated as 'good'.
- **Accessibility:** The whole of Reigate and Banstead is within 20-minutes' drive time of a squash court, with the exception of a small area in the north of the borough.
- **Availability:** Five courts available on a 'pay-and-play' basis.

8.1 Introduction

This section examines the provision of squash courts in Reigate and Banstead. Squash courts are defined as specialist courts for squash and racketball, complying with regulation dimensions.

8.2 Quantity

8.2.1 Squash Courts with Community Use

The location and number of squash courts with community use in Reigate and Banstead is as follows. All facilities have secured community access:

Table 8.1: Squash courts with community access in Reigate and Banstead

Facility	Address	Courts	Year built	Sub-area
Donyngs Leisure Centre	Linkfield Lane, Redhill RH1 1DP	5	2011	Redhill
Horley Cricket, Hockey and Squash Club	Horley Row, Horley RH6 8BG	2	2010	Horley
Reigate Squash Club	Manor Road, Reigate RH2 9LA	4	2010	Reigate

8.2.2 Squash Courts without Community Use

There are no squash courts without community use in Reigate and Banstead.

8.2.3 Sub-area analysis

Squash courts with community use by sub-area in Reigate and Banstead are as follows:

Table 8.2: Squash courts with community access by sub-area in Reigate and Banstead

Sub-area	Sub-area population 2020	No. courts	Courts per capita
Banstead/Tadworth	52,789	0	-
Reigate	28,652	4	1: 7,163
Redhill	38,267	5	1: 7,753
Horley	29,040	2	1: 14,520
REIGATE AND BANSTEAD	148,848	11	1: 13,532

8.3 Quality

8.3.1 The criteria assessed

The quality of squash courts was assessed by a non-technical visual inspection during a site visit to all facilities. The criteria that were assessed to give a single overall score for each squash facility were the court surface, changing provision, line markings, walls, disability and general access and fitness for purpose.

8.3.2 The basis of the ratings

The facilities were rated on a five-point scale, where 5 equates to 'very good', 4 to 'good' (highlighted in green below), 3 to 'average', 2 to 'poor' and 1 to 'very poor'. The ratings for the squash courts in Reigate and Banstead are shown in the table below.

Table 8.3: Squash facilities with community access in Reigate and Banstead: Quality audit

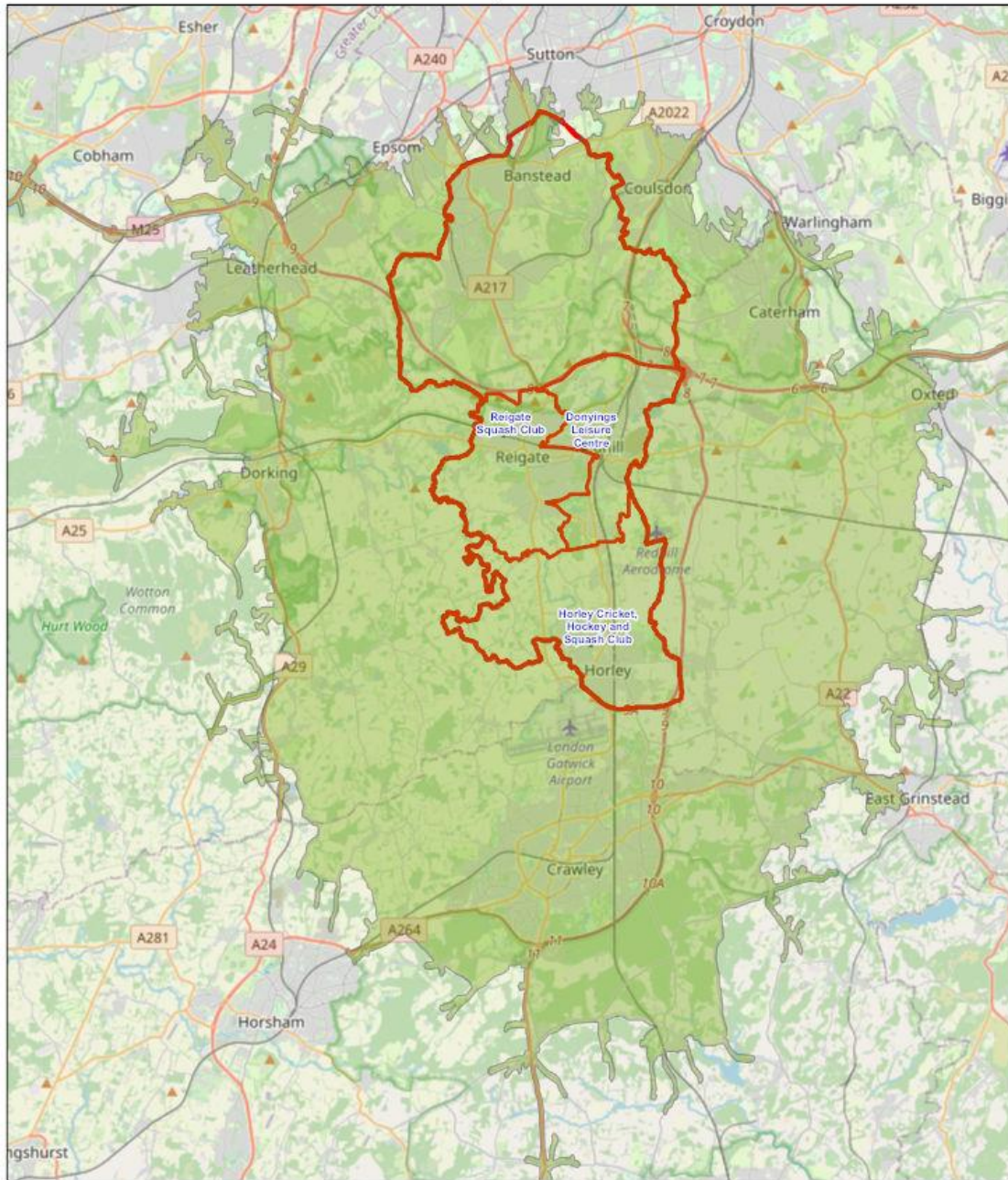
Facility	Courts	Changing	Disability Access	General Access
Donyngs Leisure Centre	5	4	2	5
Horley Cricket, Hockey and Squash Club	4	3	2	4
Reigate Squash Club	5	4	2	4

8.4 Accessibility

Based on Sport England research, the 'effective catchment' for squash courts is 20 minutes driving time. The map overleaf shows that with the exception of a very small area in the north of the borough, the whole population is within 20-minutes' drive of a squash court.

Map 8.1 Travel Time for Squash Courts in Reigate & Banstead

REIGATE & BANSTEAD Squash Courts 20 Minutes Drive



2/2/2022

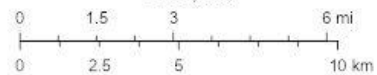
1:288,895

20.0 Minutes

• SQUASH COURTS

▭ SUB AREAS - Banstead/Tadworth, Reigate, Redhill, Horley

▭ Reigate and Banstead District Boundary



© OpenStreetMap (and) contributors, CC-BY-SA

8.5 Availability

The table below identifies the opening hours, usage arrangements, pricing and used capacity in the peak period.

Table 8.4: Squash courts with community access in Reigate and Banstead: Availability

Facility	Opening hours and basis of use	Pricing	Peak usage
Donyngs Leisure Centre	Mon-Fri 6am - 10.30pm Sat-Sun 6.45am - 8pm 'Pay-and-Play' only	Court hire £6.55 for 40 minutes	60%
Horley Cricket, Hockey and Squash Club	Mon-Sun 6am - 10pm Members only	Annual membership £75 per annum Court hire £4 for 60 minutes	70%
Reigate Squash Club	Mon-Sun 8am - 10pm Members only	Annual membership £139 per annum Court hire £4.30 for 60 minutes	70%



Squash Court at Donyngs Leisure Centre

8.6 Key findings on supply

The key findings are as follows:

- There are three facilities with community use in Reigate and Banstead, collectively containing 11 squash courts. All have secured community access.

- England Squash calculates that there should be one squash court per 10,000 people in England, based upon existing levels of provision. Current per capita levels of provision in Reigate and Banstead are worse than the national average at one court per 13,354 people.
- The quality of most facilities is rated as ‘good’, although disabled access is ‘poor’ at all sites.
- ‘Pay-and-play’ squash courts are available at Doynings Leisure Centre.
- With the exception of a small area in the north of the borough, the whole population is within the drivetime catchment of a squash court.

8.7 Current demand for squash courts

8.7.1 Expressed demand

Peak period demand at Squash courts in Reigate and Banstead is relatively high, although off-peak usage has substantial spare capacity.

Table 8.5: Squash courts with community access in Reigate and Banstead: Used capacity

Facility	Peak usage
Donyngs Leisure Centre	60%
Horley Cricket, Hockey and Squash Club	70%
Reigate Squash Club	70%

8.7.2 Displaced demand

Displaced demand relates to users of squash courts from within the study area which takes place outside of the area. The following facilities are located in adjacent local authority areas, close enough to the borough boundary to provide usage opportunities for Reigate and Banstead residents.

Table 8.6: Proximity of squash courts in neighbouring areas

Facility	Address	Distance from Reigate and Banstead
Ashted Squash and Tennis Club	Skinners Lane, Ashted KT21 2NN	2.5 miles
Priory Health Club	Nutfield Road, Nutfield RH1 4EL	0.5 mile
Cheam Leisure Centre	Malden Road, Sutton SM3 8EP	2.5 miles
Sutton Tennis and Squash Club	Devonshire Road, Sutton SM2 5HH	2 miles
Epsom College Sports Centre	College Road, Epsom KT17 4JQ	2 miles

8.7.3 Unmet demand

Unmet demand involves two components:

- Demand that cannot be met within a facility catchment due to excess demand for that facility.
- Demand that cannot be met because it is located outside the catchment of a facility.

There is no evidence of any unmet demand.

8.8 Local sports participation priorities

There are no specific local sports participation priorities in Reigate and Banstead, other than a general policy commitment to promote health and well-being through increased levels of physical activity. As a specialist activity, squash is likely to have limited appeal to new sports participants.

8.9 Assessments of need in neighbouring areas

The table below summarises strategic assessments of squash court needs in neighbouring areas.

Table 8.7: Assessments of squash court needs in neighbouring areas

Local Authority	Facilities priorities	Implications for Reigate and Banstead
Epsom and Ewell	The 'Epsom and Ewell Sports Facilities Strategy' (2020) identifies a small shortfall in current provision and a need for up to two additional courts by 2032, depending on the level of population growth.	No spare capacity to meet needs from Reigate and Banstead.
Mole Valley District Council	The 'Mole Valley Sports Facilities Strategy' (2021) concludes that 'with spare capacity at present, no additional courts will be required by 2037.	No spare capacity to meet needs from Reigate and Banstead.
Crawley Borough Council	The 'Crawley Open Space, Sport and Recreation Strategy' (2007) comprises the most recent assessment of needs in the borough. It does not assess squash court needs.	No assessment.
London Borough of Sutton	The council does not have a current sports facilities strategy so there is no detailed analysis of facility needs.	No assessment.
London Borough of Croydon	The 'Croydon Sports and Physical Activities Strategy 2018-2023' (2018) does not assess squash court needs.	No assessment.
Tandridge District Council	The council does not have a current sports facilities strategy so there is no detailed analysis of facility needs.	No assessment.

8.10 Sport-specific priorities

England Squash and Racketball's 'Game Changer: Participation Strategy' (2015) contains the following material of relevance to squash court provision:

Table 8.8: Sport-specific facilities priorities for squash

Facilities priorities	Implications for Reigate and Banstead
England Squash and Racketball's 'Game Changer: Participation Strategy' (2015) states that 'although we support the development of facilities, our resources cannot create a significant impact on the thousands of courts in the country. Our past efforts to support court development have been beneficial but limited'.	There is a limited role for the governing body in promoting squash court provision.

Consultation with the Secretary of Surrey Squash identified the following issues:

- 'Surrey Squash's overall strategic imperatives are:
 - Help clubs nurture existing members and attract new members.
 - Help coaches develop their (coaching) businesses.

- Build the junior pipeline.
 - Create squash (and racketball/squash57) awareness.
 - Secure funding by generating revenue and through sponsorship.
- ‘Squash is a sport that has long been recognised as providing a great ‘all around fitness workout’ at all levels of play. It remains a very interesting option to casual players as well as committed club players. It is relatively simple for beginners to develop basic skills, instantly providing the opportunity for fun and a huge scope for progression. It provides an excellent workout in just 45 minutes. The sport of racketball (now rebranded by World Squash as Squash57) has in the past few years increasingly been gaining ground as a go-to sport for women and older people. There has been a big growth in play in Squash57 throughout the Surrey Squash area’.
 - ‘That said the number of people playing squash has clearly declined since the extraordinary heyday of the 1980s and 1990s - when it was a self-advertising, ‘new’ sport and first recognised as a very social activity. But all sports have their peaks and troughs of success and, although now less popular, squash still has a very strong following. Nationally, English players and representative teams are still amongst the best in the world. Overall the game in Surrey is very stable and Surrey Squash has a strategic focus and resources to maintain that’.
 - ‘Squash courts are, obviously, the essential facility requirement to play squash. Each club has its own courts and programme to attract new adult and junior players. In addition, the public availability of squash courts is essential - whilst clubs can organise local trial opportunities (especially for juniors) the public facilities in Leisure Centres have always been a playing opportunity that helps build the initial interest of so many new players to our sports’.
 - ‘The only public courts in Reigate and Banstead are at the Doynings Leisure Centre The situation at Donyngs, where there is a separate squash club (Redhill Squash Club), is a good model for successful squash progression. It has enabled regular players at the leisure centre to be supported and to compete within the club and within the county leagues organised by Surrey Squash. Surrey Squash actively support the development of this arrangement and hopes to do more to work with the Redhill Club, the local authority and the facility management team; to promote new participation and continue building the popularity of squash’.
 - ‘In Surrey, competitive league squash is a large focus for 35+ clubs and 2,000+ players. In Reigate and Banstead the clubs at Reigate and Horley are valuable participants in the County squash programme, providing many teams and players for both adult and junior events’.

8.11 Future demand for squash courts

8.11.1 Population growth

The ONS 2018 sub-national population projections forecast a population of 162,141 by 2041, an increase of 13,293 (or 8.9%).

8.11.2 Participation rates

- **National trends:** Sport England's 'Active Lives' survey has recorded adult (16+) weekly participation rates for squash at national level since 2015. The most recent covid-affected figures have been excluded as anomalous.

Table 8.9: 'Active Lives Survey: National participation rates for squash 2016 - 2020

Nov 2015- Nov 2016	May 2016- May 2017	Nov 2016- Nov 2017	May 2017- May 2018	Nov 2017- Nov 2018	May 2018- May 2019	Nov 2018- Nov 2019	May 2019- May 2020	% Change
1.0%	0.9%	0.8%	0.8%	0.8%	0.7%	0.7%	0.6%	-0.4%

- **Local trends:** Sport England's 'Active Lives' survey recorded the proportion of the adult (16+) population who are active for at least 150 minutes per week in Reigate and Banstead between 2015 and the present. The results are tabulated below and show that whilst rates have fluctuated over the survey periods, there is a downward trend between 2015 and 2020:

Table 8.10: 'Active Lives' survey: Sports participation rates in Reigate and Banstead 2-15 - 2020

Nov '15- Nov '16	May '16- May '17	Nov '16- Nov '17	May '17- May '18	Nov '17- Nov '18	May '18- May '19	Nov '18- Nov '19	May '19- May '20	Nov '19- Nov '20	% Change
70.7%	69.2%	65.2%	65.1%	71.8%	69.7%	69.2%	65.7%	61.2%	-9.5%

8.11.3 The impact of coronavirus

Sport England's 'Active Lives' survey analysed the effects of covid-19 on participation rates in sport and physical activity in the initial period of the pandemic (March - May 2020), which provides some pointers to the possible longer-term impact on activity patterns. The key findings were as follows:

- All formal indoor and outdoor sports facilities were closed in this period and social distancing measures meant that team sports were prohibited.
- Despite large numbers of adults switching into alternative activities, the overall number of regularly active adults fell due to the disruption caused by the pandemic when there were fewer opportunities to be active.

- During the mid-March to mid-May period, the number of active adults nationally (defined as taking at least 150 minutes per week of moderate intensity exercise) fell by 7.1%, or just over 3 million, whilst inactivity levels rose by 7.4% or 3.4 million adults.
- Walking, running and cycling all increased participation rates marginally, but activities dependent on formal facilities like squash courts fell by 56%.

The long-term implications of covid-19 on participation patterns and demand for facilities like squash courts are still being assessed, but it is likely that some sports will struggle to recover their pre-pandemic participation rates, due to former participants who have altered their exercise patterns during lockdown periods not reverting to their former habits.

8.11.4 Future projections

National squash participation rates have been falling in recent years but offset against a rise in general activity rates in Reigate and Banstead over the same period, it would therefore be reasonable to assume that demand for squash will remain static until 2041. Based on current demand, there is effective spare capacity of 30% at local facilities in the peak period. Population growth of 13,293 will increase demand by 8.9% by 2041. This can also be accommodated by existing spare capacity. The increase in demand for squash court capacity by five year intervals is as follows:

Table 8.11: Increase in squash court needs by five-year intervals to 2041

Year	Population	Extra Courts
2026	154,159	0.4
2031	157,467	0.6
2036	159,685	0.8
2041	162,141	1.0

8.12 Key findings on demand

The key findings are as follows:

- Squash participation rates in Reigate and Banstead are projected to remain static until 2041.
- Population growth of 8.9 in Reigate and Banstead by 2041 will increase demand for squash court capacity by a similar amount.

8.13 The balance between squash court supply and demand

Four criteria have been assessed to evaluate the balance between squash court supply and demand in Reigate and Banstead:

- **Quantity:** Are there enough courts with sufficient capacity to meet needs now and in the future?

- **Quality:** Are the courts fit for purpose for the users now and in the future?
- **Accessibility:** Are the courts in the right physical location for the users now and in the future?
- **Availability:** Are the courts available for those who want to use them now and in the future?

8.14 Quantity

8.14.1 Current needs

Current squash courts in Reigate and Banstead are collectively assessed to be at operating with limited spare capacity, based upon the following evaluation:

- **Used peak capacity:** The courts in the borough are currently used to 70% capacity in the peak period.
- **Unmet demand:** There is no evidence of any unmet demand.
- **Changes in supply:** There are no known planned changes to supply.

8.14.2 Future needs

Spare capacity at the existing courts should be able to accommodate all additional future demand, based upon the following evaluation:

- **Demand increases:** Population growth of 8.9% in Reigate and Banstead by 2041 will increase demand for squash court capacity by a similar amount.
- **Participation trends:** Based on national and local sports participation trends, for the purposes of forecasting future demand the likeliest scenario is for participation rates to remain at their current levels.
- **Additional needs:** With spare capacity at present, no additional courts will be required by 2041.

8.15 Quality

8.15.1 Current quality

The quality of most facilities is rated as 'good', although disabled access is 'poor' at all sites.

8.15.2 Future quality

Assuming that existing providers continue to invest in maintaining and improving their facilities and that this process can be assisted with funding from developer

contributions in the future, it seems reasonable to assume that local provision will continue to be upgraded regularly.

8.16 Accessibility

8.16.1 Current accessibility

With the exception of a small area in the north of the borough, the whole population is within 20 minutes driving time of the nearest squash court.

8.16.2 Future accessibility

Since the current facilities are geographically relatively well-located to serve boroughwide needs, they will continue to serve future needs.

8.17 Availability

8.17.1 Current availability

Pay-and-play' squash courts are available at Doynings Leisure Centre.

8.17.2 Future availability

It is reasonable to assume that similar usage arrangements will be offered in the future.

8.18 The options for securing additional squash court capacity

The options for securing existing squash court capacity to meet current and future needs are:

8.18.1 Protect

Protecting existing squash courts through the Local Plan will be key both to securing local provision by ensuring that planning policy supports the retention of existing facilities, unless the loss of a facility would involve its replacement with a facility of at least the equivalent size, quality and accessibility.

8.18.2 Provide

Future demand relating to population growth will not require the provision of additional squash courts.

8.18.3 Enhance

Enhancing existing squash courts by ensuring that the courts and ancillary facilities receive regular maintenance and improvements.

8.19 Action Plan

The table below sets out the action plan for squash courts to guide the implementation of the Assessment.

Table 8.12: Action plan for squash

Issues	Action	Lead	Partners	Resources	Priority
Protection of existing squash courts.	Consider including a policy in the Local Plan to protect all existing squash courts.	R&BBC	-	-	High
Existing spare capacity can meet future demand by 2041.	Include a policy in the Local Plan to protect all existing squash courts.	R&BBC	-	-	High
Maintaining existing squash courts	Encourage providers to maintain existing courts to sustain and improve current quality and improve access wherever possible.	Court providers	-	Dependent on the scale of provision.	High

9 INDOOR TENNIS COURTS

Key findings:

- **Quantity:** There are no indoor tennis courts in Reigate and Banstead. Three facilities in neighbouring areas provide usage opportunities for Reigate and Banstead residents.
- **Quality:** The quality of the indoor courts in neighbouring areas is 'good'.
- **Accessibility:** The whole borough population is within 30-minutes drivetime of an indoor court.
- **Availability:** Facilities in neighbouring areas can be accessed on a membership basis.

9.1 Introduction

This section examines the provision of indoor tennis courts in Reigate and Banstead. Indoor tennis halls are defined as specialist permanent or temporary indoor facilities with appropriate playing surface, line markings, nets and court dimensions for tennis.

9.2 Quantity

9.2.1 Indoor tennis courts with community use

There are no facilities with indoor tennis courts with community use in Reigate and Banstead.

9.2.2 Indoor tennis courts in neighbouring areas

The following facilities are located in adjacent local authority areas, close enough to the borough boundary to provide usage opportunities for Reigate and Banstead residents.

Table 9.1: Indoor tennis courts in neighbouring areas

Facility	Address	Distance from Reigate and Banstead
Crawley Lawn Tennis Club	Hazelwick Avenue, Crawley RH10 1NP	3 miles
David Lloyd (Cheam)	Ewell Road, Sutton SM3 8DP	4 miles
David Lloyd (Epsom)	Horton Lane, Epsom KT19 8PL	3 miles

9.3 Quality

9.3.1 The criteria assessed for indoor courts

The criteria that were assessed were as follows:

- **The court:** The overall condition, playing surface, clear span roof height, lighting, spectator provision, equipment and fitness for purpose.
- **Changing facilities:** The capacity, condition and fitness for purpose.
- **Disability access:** The extent of full disabled access to the facility, including the provision of access ramps, dedicated changing, toilets and car parking.
- **General access:** Car parking, signposting, external lighting and proximity to public transport.

9.3.2 The basis of the ratings

The facilities were rated on a five-point scale, where 5 equates to 'very good', 4 to 'good', 3 to 'average', 2 to 'poor' and 1 to 'very poor'.

9.3.3 Indoor court assessment

The ratings for the indoor tennis courts in neighbouring areas are shown in the table below.

Table 9.2: Indoor tennis courts in neighbouring areas: Quality audit

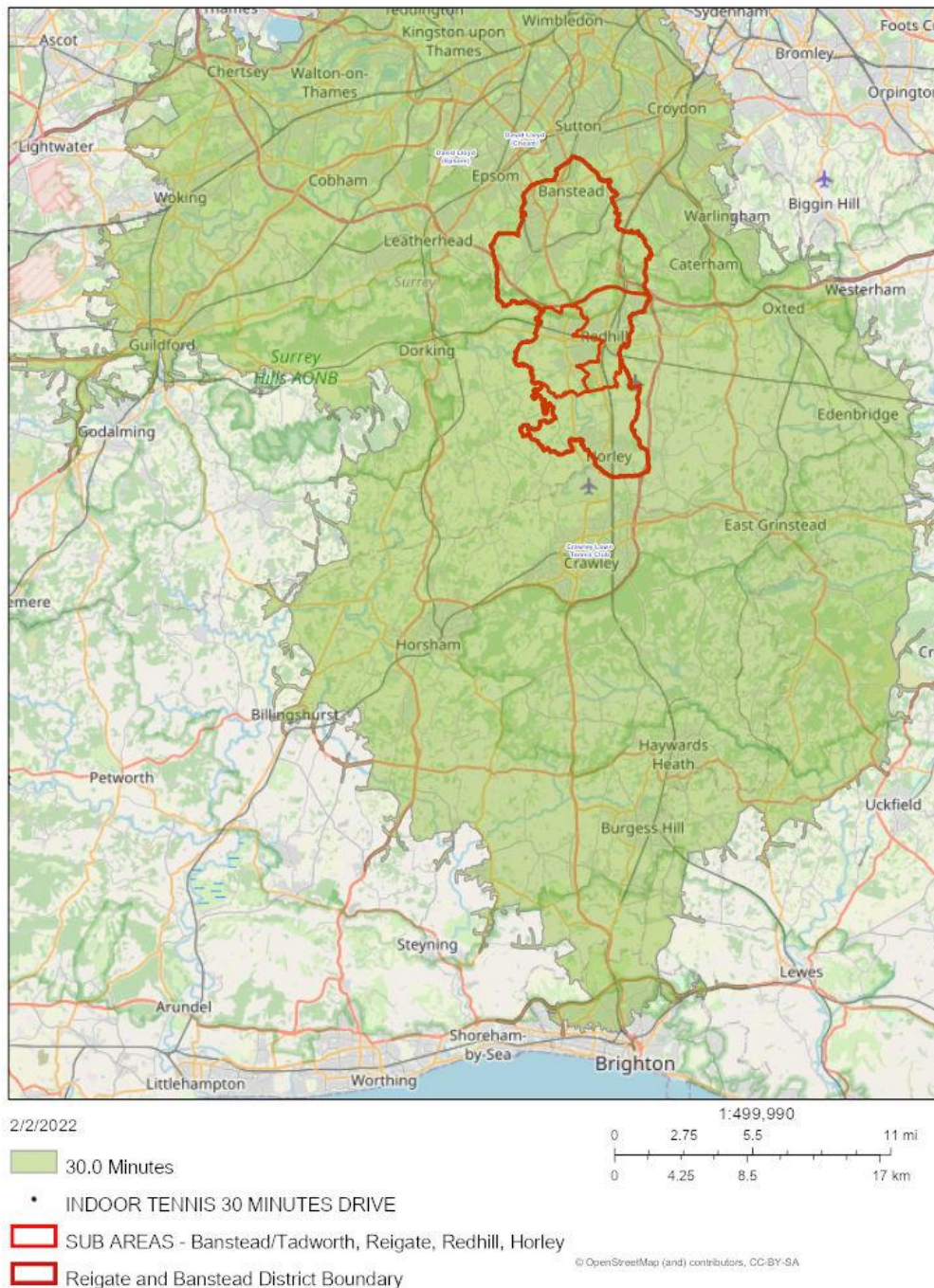
Facility	Courts	Changing	Disability Access	General access
Crawley Lawn Tennis Club	5	5	4	5
David Lloyd (Cheam)	5	5	5	5
David Lloyd (Epsom)	5	5	4	5

9.4 Accessibility

Based on LTA research, the 'effective catchment' for indoor tennis courts is 30 minutes driving time. The map overleaf shows that the whole population of the borough is within 30-minutes' drive time of an indoor tennis court in a neighbouring area.

Map 9.1 Travel Time for Indoor Tennis in Reigate and Banstead

REIGATE & BANSTEAD Indoor Tennis 30 Minutes Drive



9.5 Availability

The facilities in adjacent local authority areas, close enough to the borough boundary to provide usage opportunities for Reigate and Banstead residents and available on the following basis:

Table 9.3: Indoor tennis courts in neighbouring areas: Availability

Facility	Opening hours use	Pricing	Peak usage
Crawley Lawn Tennis Club	Mon-Fri 9am - 10. pm Sat-Sun 9am - 8pm Members and non-members	Membership £315 per annum adults, £75 under 18s Members court hire £14 peak/£12/off-peak. Non-members court hire £28 per hour	75%
David Lloyd (Cheam)	Mon-Fri 6am - 11pm Sat-Sun 7.30am - 10pm Members only	Membership £117 per month	70%
David Lloyd (Epsom)	Mon-Fri 6am - 11pm Sat-Sun 7.30am - 10pm Members only	Membership £117 per month	75%

9.6 Key findings on supply

The key findings are as follows:

- Three facilities in neighbouring areas provide usage opportunities for Reigate and Banstead residents.
- The quality of the indoor courts at facilities in neighbouring areas is 'good'.
- The whole population is within the 30-minute drivetime catchment of an indoor tennis court.
- Facilities in neighbouring areas can be accessed on a membership basis.

9.7 Current demand for indoor tennis courts

9.7.1 Expressed demand

Peak period demand at the facilities in neighbouring areas is around 75% utilisation. Outdoor tennis clubs in the borough have the following membership numbers:

Table 9.4: Tennis club membership in Reigate and Banstead

Club	No. members
Archbishops Tennis Club	25
Banstead Downs Tennis Club	301
Chipstead Hard Court Tennis Club	137
Downswood Tennis Club	253
Horley Tennis Club	213
Kingswood Tennis Club	269
Redhill Tennis Club	483
Reigate Tennis Club	461
Reigate Priory Tennis Club	350
TOTAL	2,492

9.7.2 Displaced demand

The following facilities are located in adjacent local authority areas, close enough to the borough boundary to provide usage opportunities for Reigate and Banstead residents.

Table 9.5: Indoor tennis courts in neighbouring areas

Facility	Address	Distance from Reigate and Banstead
Crawley Lawn Tennis Club	Hazelwick Avenue, Crawley RH10 1NP	3 miles
David Lloyd (Cheam)	Ewell Road, Sutton SM3 8DP	4 miles
David Lloyd (Epsom)	Horton Lane, Epsom KT19 8PL	3 miles

9.7.3 Unmet demand

LTA research has established that an indoor tennis centre requires a minimum threshold population of 70,000 within a 20 minute drive time. Of this population, at least 12,500 must identify as having an interest in playing tennis. Based upon this, the LTA has identified 72 target locations for new indoor tennis venues in England one of which is Reigate and Banstead.

9.8 Local sports participation priorities

There are no specific local sports participation priorities in Reigate and Banstead, other than a general policy commitment to promote health and well-being through increased levels of physical activity. As an activity appealing to both genders and most age groups, tennis is likely to have some appeal to new and lapsed sports participants.

9.9 Assessments of need in neighbouring areas

The table below summarises strategic assessments of indoor tennis needs in neighbouring areas.

Table 9.6: Assessments of indoor tennis needs in neighbouring areas

Local Authority	Facilities priorities	Implications for Reigate and Banstead
Epsom and Ewell	The 'Epsom and Ewell Sports Facilities Strategy' (2020) identifies a limited spare capacity in current provision but that additional needs by 2032 can be met by current spare capacity.	No spare capacity to meet needs from Reigate and Banstead.
Mole Valley District Council	The 'Mole Valley Sports Facilities Strategy' (2021) concludes that 'current indoor tennis courts needs are met by provision at accessible facilities in neighbouring areas. No additional courts will be required by 2037'.	No spare capacity to meet needs from Reigate and Banstead.
Crawley Borough Council	The 'Crawley Open Space , Sport and Recreation Strategy' (2007) identifies a deficit of one indoor tennis court.	No spare capacity to meet needs from Reigate and Banstead.
London Borough of Sutton	The council does not have a current sports facilities strategy so there is no detailed analysis of indoor tennis needs.	No assessment.
London Borough of Croydon	The 'Croydon Sports and Physical Activities Strategy 2018-2023' (2018) does not assess indoor tennis needs.	No assessment.
Tandridge District Council	The council does not have a current sports facilities strategy so there is no detailed analysis of indoor tennis needs.	No assessment.

9.10 Sport-specific priorities

The Lawn Tennis Association's strategic plan 2019 - 2023 'Tennis for Britain' (2019) contains the following priorities:

Table 9.7: Sports specific facilities priorities for tennis

Facilities priorities	Implications for Reigate and Banstead
<ul style="list-style-type: none"> • Visibility: Broaden relevance and increase visibility of tennis all year round to build engagement and participation with fans and players. • Innovation: Innovate in the delivery of tennis to widen its appeal. • Investment: Support community facilities and schools to increase the opportunities to play. • Accessibility: Make the customer journey to playing tennis easier and more accessible for anyone. • Engagement: Engage and collaborate with everyone involved in delivering tennis in Britain, particularly coaches and volunteers, to attract and maintain more people in the game. • Performance: Create a pathway for British champions that nurtures a diverse team of players, people and leaders. • Leadership: Lead tennis in Britain to the highest standard so it is a safe, welcoming, well-run sport. 	<p>Some opportunities to improve local facilities, linked to tennis participation programmes.</p>

Consultation with the Lawn Tennis Association identified the following issues:

- The LTA’s vision for tennis which has recently been introduced following a major consultative process. The vision is ‘Tennis Opened Up’ and the mission is to grow tennis by making it more relevant, accessible, welcoming and enjoyable. Strategic initiatives at county and national level aim to support this’.
- The LTA’s ‘Transforming Tennis Together’ programme will invest £125 million over 10-years to improve local tennis facilities, with a target to double the number of children and casual adults playing tennis.
- To establish target locations for future community indoor tennis centres, the LTA modelled data from existing successful indoor tennis centres. This helped to identify the demographic type, volume and catchment size of a successful indoor facility. This modelling was applied across the country to establish the areas of potential demand.
- The key metrics established are that a target location must demonstrate a minimum threshold population of 70,000 within a 20 minute drive time. Of this population, at least 12,500 must identify as having an interest in playing tennis. The drive time extends to 30 minutes for rural areas.
- This approach has enabled the LTA to identify 72 target locations for new indoor tennis venues in England one of which is Reigate and Banstead where currently there is no indoor tennis provision.

Consultation with the outdoor tennis clubs in Reigate and Banstead identified the following issues:

- Collectively, the nine LTA-affiliated clubs in the borough have 2,492 members.
- Demand for tennis locally shows a slight increase over the past three years.

9.11 Future demand for indoor tennis courts

9.11.1 Population growth

The ONS 2018 sub-national population projections forecast a population of 162,141 by 2041, an increase of 13,293 (or 8.9%). The most recent covid-affected figures have been excluded as anomalous.

9.11.2 Participation rates

- **National trends:** Sport England’s ‘Active Lives’ survey has recorded adult (16+) weekly participation rates for tennis at national level since 2015:

Table 9.8: ‘Active Lives’ survey national tennis participation rates 2015 - 2020

Nov 2015- Nov 2016	May 2016- May 2017	Nov 2016- Nov 2017	May 2017- May 2018	Nov 2017- Nov 2018	May 2018- May 2019	Nov 2018- Nov 2019	May 2019- May 2020	% Change
2.0%	1.9%	1.9%	1.9%	1.7%	1.7%	1.6%	1.6%	-0.4%

- **Local trends:** Sport England’s ‘Active Lives’ survey recorded the proportion of the adult (16+) population who are active for at least 150 minutes per week in Reigate and Banstead between 2015 and the present. The results are tabulated below and show that whilst rates have fluctuated over the survey periods, there is a downward trend between 2015 and 2020:

Table 9.9: ‘Active Lives’ survey sports participation rates in Reigate and Banstead 2015 - 2020

Nov '15- Nov '16	May '16- May '17	Nov '16- Nov '17	May '17- May '18	Nov '17- Nov '18	May '18- May '19	Nov '18- Nov '19	May '19- May '20	Nov '19- Nov '20	% Change
70.7%	69.2%	65.2%	65.1%	71.8%	69.7%	69.2%	65.7%	61.2%	-9.5%

9.11.3 The impact of coronavirus

Sport England’s ‘Active Lives’ survey analysed the effects of covid-19 on participation rates in sport and physical activity in the initial period of the pandemic (March - May 2020), which provides some pointers to the possible longer-term impact on activity patterns. The key findings were as follows:

- All formal indoor and outdoor sports facilities were closed in this period and social distancing measures meant that team sports were prohibited.

- Despite large numbers of adults switching into alternative activities, the overall number of regularly active adults fell due to the disruption caused by the pandemic when there were fewer opportunities to be active.
- During the mid-March to mid-May period, the number of active adults nationally (defined as taking at least 150 minutes per week of moderate intensity exercise) fell by 7.1%, or just over 3 million, whilst inactivity levels rose by 7.4% or 3.4 million adults.
- Walking, running and cycling all increased participation rates marginally, but activities dependent on formal facilities like indoor tennis courts fell by 56%.

The long-term implications of covid-19 on participation patterns and demand for facilities like indoor tennis courts are still being assessed, but it is likely that some sports will struggle to recover their pre-pandemic participation rates, due to former participants who have altered their exercise patterns during lockdown periods not reverting to their former habits.

9.11.4 Future projections

National tennis participation rates have been falling in recent years as have general activity rates in Reigate and Banstead over the same period, it would therefore be reasonable to assume that demand for tennis will remain static until 2041, whilst population growth of 13,293 will increase demand by 8.9% by 2041.

9.12 **Key findings on demand**

The key findings are as follows:

- On the basis of LTA modelling, there is sufficient demand to sustain an indoor tennis facility in Reigate and Banstead.
- Tennis participation rates in Reigate and Banstead are projected to remain static until 2041.
- Population growth of 8.9% in Reigate and Banstead by 2041 will increase demand for indoor tennis court capacity by a similar amount.

9.13 **The balance between indoor tennis court supply and demand**

Four criteria have been assessed to evaluate the balance between indoor tennis court supply and demand in Reigate and Banstead:

- **Quantity:** Are there enough courts with sufficient capacity to meet needs now and in the future?
- **Quality:** Are the courts fit for purpose for the users now and in the future?

- **Accessibility:** Are the courts in the right location for the users now and in the future?
- **Availability:** Are the courts available for those who want to use them now and in the future?

9.14 Quantity

9.14.1 Current needs

Current indoor tennis courts needs in Reigate and Banstead are met by provision at accessible facilities in neighbouring areas, based upon the following evaluation:

- **Used capacity:** Peak usage rates average 75% at accessible facilities in neighbouring areas, indicating some limited spare capacity.
- **Satisfied demand:** There is no evidence of unmet demand in the borough, with needs met by provision in neighbouring areas. However, the LTA has identified that there is sufficient latent demand to sustain an indoor tennis facility in Reigate and Banstead.

9.14.2 Future needs

Spare capacity at the existing indoor tennis courts in neighbouring areas is unlikely to be able to accommodate all additional future demand, based upon the following evaluation:

- **Demand increases:** Population growth of 8.9% in Reigate and Banstead by 2041 will increase demand for indoor tennis court capacity by a similar amount.
- **Participation trends:** Based on national and local sports participation trends, for the purposes of forecasting future demand the likeliest scenario is for participation rates to remain at their current levels.
- **Additional needs:** With limited spare capacity at present, additional courts will be required by 2041.

9.15 Quality

9.15.1 Current quality

The quality of the indoor courts at accessible facilities in neighbouring areas is 'good'.

9.15.2 Future quality

It seems reasonable to assume that courts at accessible facilities in neighbouring areas will continue to be maintained to a high standard.

9.16 Accessibility

9.16.1 Current accessibility

All of the population is within 30-minutes drivetime of an indoor court.

9.16.2 Future accessibility

The location of proposed new development in the borough is such that the future population will also be within 30-minutes drivetime of an indoor court.

9.17 Availability

9.17.1 Current availability

'Pay-and-play' access to the indoor courts is not available at any of the accessible facilities in neighbouring areas.

9.17.2 Future availability

Future availability is likely to reflect the current arrangements.

9.18 The options for securing additional indoor tennis court capacity

The options for securing existing indoor tennis court capacity to meet current and future needs are as follows:

9.18.1 Protect

Protecting existing tennis courts through the Local Plans of the neighbouring local authorities will be key to securing local provision. Planning policy in the three areas concerned supports the retention of existing facilities, unless the loss of a facility would involve its replacement with a facility of at least the equivalent size, quality and accessibility.

9.18.2 Provide

The feasibility of establishing an indoor tennis facility in Reigate and Banstead should be investigated further.

9.19 Action Plan

The table below sets out the action plan for indoor tennis courts.

Table 9.10: Action plan for indoor tennis in Reigate and Banstead

Issues	Action	Lead	Partners	Resources	Priority
Protection of existing indoor tennis courts in neighbouring areas.	Co-operate with neighbouring local authorities to include a policy in their local plans to protect all existing indoor tennis courts.	R&BBC	Neighbouring local authorities	-	High
Potential need for indoor courts in Reigate and Banstead.	Commission a feasibility study to establish the case for provision.	LTA	-	£25,000 for feasibility study	High

10 INDOOR BOWLS FACILITIES

Key findings:

- **Quantity:** There is one indoor bowls facility in Reigate and Banstead and five facilities in neighbouring areas are close enough to serve the borough's needs. There is sufficient spare capacity at existing indoor facilities to cater for all additional demand to 2041.
- **Quality:** The quality of the facility is generally good, although changing and disability access are rated as 'standard'.
- **Accessibility:** The whole borough population is within the 30-minute drivetime catchment of an indoor bowls facility.
- **Availability:** The facility operates on a membership basis.

10.1 Introduction

This section examines the provision of indoor bowls facilities in Reigate and Banstead. Indoor bowls halls are defined specialist indoor facilities with appropriate playing surface and rink dimensions for bowls.

10.2 Quantity

10.2.1 Indoor Bowls Facilities with Community Use

There is one indoor bowls facility in Reigate and Banstead. It has secured community access:

Table 10.1: 'Indoor bowls facility with community use in Reigate and Banstead

Facility	Address	Rinks	Sub-area
Donyngs Indoor Bowls Club	Linkfield Lane, Redhill RH1 1DP	6	Redhill

10.2.2 Sub-area analysis

The distribution of indoor bowls facilities with community use by sub-area in Reigate and Banstead is as follows:

Table 10.2: Indoor bowls facilities by sub-area in Reigate and Banstead

Sub-area	Sub-area population 2020	No. rinks	Rinks per capita
Banstead/Tadworth	52,789	0	-
Reigate	28,652	0	-
Redhill	38,267	4	1: 9,567
Horley	29,040	0	-
REIGATE AND BANSTEAD	148,848	4	1: 37,212

10.3 Quality

The quality of the indoor bowls hall was assessed by a non-technical visual inspection during a site visit. The criteria that were assessed were as follows:

- **The green:** The overall condition, lighting, spectator provision, equipment storage and fitness for purpose.
- **Changing facilities:** The capacity, condition and fitness for purpose.
- **Disability access:** The extent of full disabled access to the facility, including the provision of access ramps, dedicated changing, toilets and car parking.
- **General access:** Car parking, signposting, external lighting and proximity to public transport.

The facilities were rated on a five-point scale, where 5 equates to 'very good' (highlighted in green below), 4 to 'good' (also highlighted in green below), 3 to 'average' (highlighted in yellow below), 2 to 'poor' (highlighted in red below) and 1 to 'very poor'. The ratings for the indoor bowls facility in Reigate and Banstead are shown in the table below.

Table 10.3: Indoor bowls facilities in Reigate and Banstead: Quality audit

Facility	Green	Changing	Disability Access	General Access
Donyngs Indoor Bowls Club	5	4	5	3



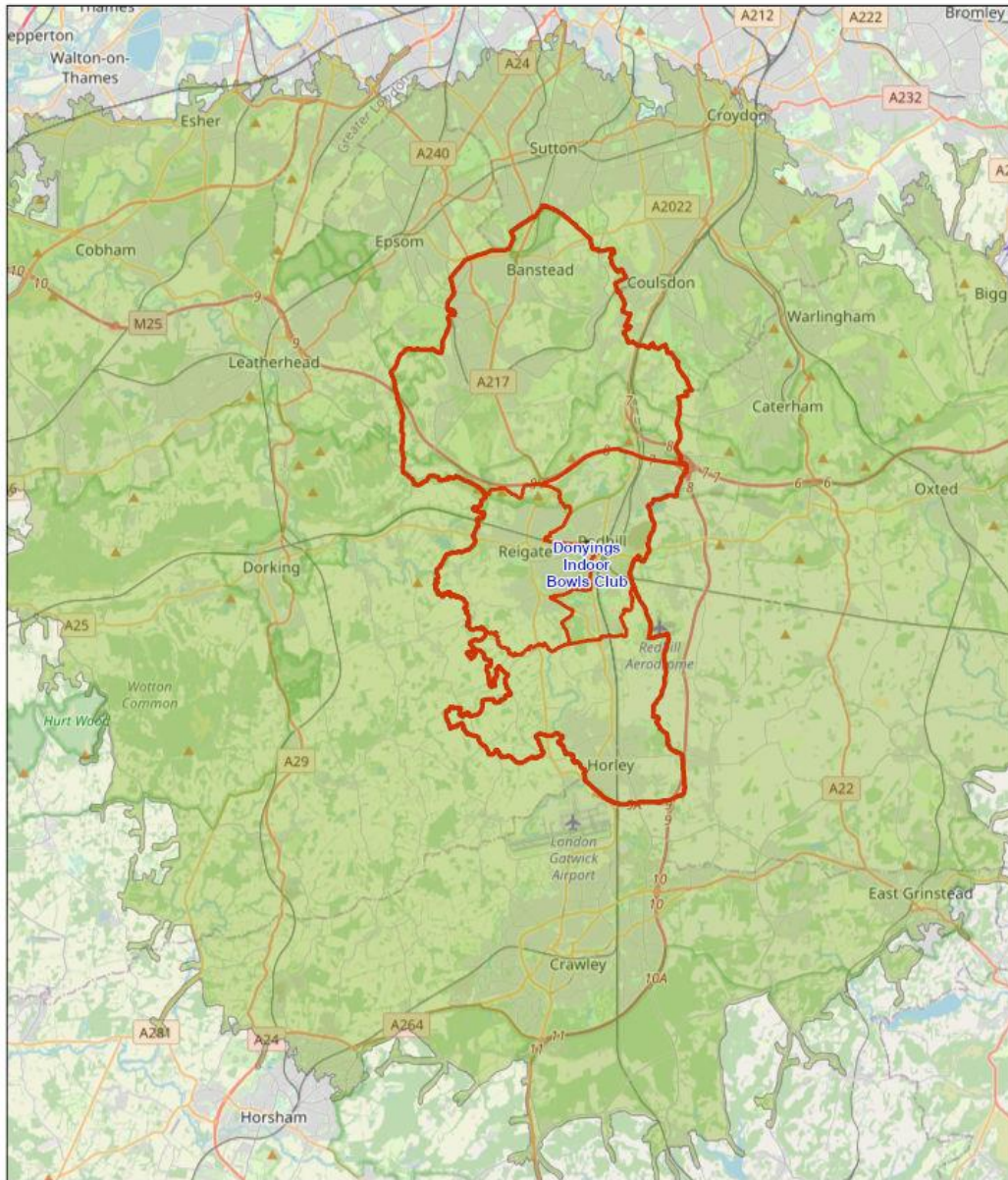
The Indoor Green at Donyngs Indoor Bowls Club

10.4 Accessibility

Based on Sport England research, the 'effective catchment' for indoor bowls facilities (defined as the time/distance travelled and the prevailing mode of transport used by up to 90% of facility users) is 30 minutes driving time. The map overleaf shows that the whole population of the borough is within 30-minutes' drive time of an indoor bowls green.

Map 10.1 Travel Time for Indoor Bowls in Reigate & Banstead

REIGATE & BANSTEAD Indoor Bowls 30 Minutes Drive



2/2/2022


30.0 Minutes

• INDOOR BOWLS

▭ SUB AREAS - Banstead/Tadworth, Reigate, Redhill, Horley

▭ Reigate and Banstead District Boundary

1:288,895



© OpenStreetMap (and) contributors, CC-BY-SA

10.5 Availability

The table below identifies the basis of use of the Donyngs Indoor Bowls Club.

Table 10.4: Indoor bowls facilities in Reigate and Banstead: Availability

Facility	Opening hours and basis of use	Pricing	Peak use
Donyngs Indoor Bowls Club	Mon-Fri 10am - 9.30pm Sat-Sun 9am - 6pm Members only	£130 Adult annual membership £10 Junior annual membership	80%

10.6 Key findings on supply

The key findings are as follows:

- There is one indoor bowls facility in Reigate and Banstead, comprising six rinks.
- The quality of the facility is 'good', although general access is rated as 'standard' because of planning restrictions on signage to the facility.
- The whole population is within 30-minutes' drive of the indoor bowls green.
- The facility operates on a membership basis.

10.7 Current demand for bowls facilities

10.7.1 Expressed demand

Donyngs Indoor Bowls Club currently has 450 members. Sport England's '*Indoor Bowls Guidance Note*' (2005) stipulates that full capacity is reached at 80 - 100 members per rink, so as a six-rink facility, the indoor hall can accommodate 480 - 600 members. This suggests that expressed demand amounts to around 75% based on 100 members per rink.

10.7.2 Displaced demand

The following facilities are located in adjacent local authority areas, close enough to the borough boundary to provide usage opportunities for Reigate and Banstead residents.

Table 10.5: Proximity of indoor bowls facilities in neighbouring areas

Facility	Address	Distance from Reigate and Banstead
Sutton Indoor Bowls Club	Dorset Road, Sutton SM2 6JA	1 mile
Grattons Indoor Bowls Club	Grattons Drive, Crawley RH10 3AG	3 miles
Leatherhead Indoor Bowls Club	Guildford Road, Fetcham KT22 9BL	3 miles
K2 Crawley	Pease Pottage Hill, Crawley RH11 9BQ	4 miles
Old Coulsdon IBC	Coulsdon Road, Coulsdon CR5 2LD	1.5 miles

10.7.3 Unmet demand

There is no evidence of any unmet demand in the borough.

10.8 Local sports participation priorities

There are no specific local sports participation priorities in Reigate and Banstead, other than a general policy commitment to promote health and well-being through increased levels of physical activity. As an activity appealing primarily to older age groups, bowls is likely to have some appeal to new and lapsed sports participants in an expanding proportion of the population.

10.9 Assessments of need in neighbouring areas

The table below summarises strategic assessments of indoor bowls needs in neighbouring areas.

Table 10.6: Assessments of need for indoor bowls in neighbouring areas

Local Authority	Facilities priorities	Implications for Reigate and Banstead
Epsom and Ewell	The 'Epsom and Ewell Sports Facilities Strategy' (2020) identifies that there are no facilities in the borough, but current provision neighbouring areas meets existing needs and there is sufficient capacity to meet all additional demand to 2032.	There is some exported demand from Epsom and Ewell
Mole Valley District Council	The 'Mole Valley Sports Facilities Strategy' (2021) concludes that there is sufficient spare capacity at the existing facility to meet all current and future demand to 2037.	There is significant exported demand from Mole Valley to facilities in Reigate and Banstead.
Crawley Borough Council	The 'Crawley Open Space, Sport and Recreation Strategy' (2007) comprises the most recent assessment of needs in the borough. It identifies 'a current oversupply in the provision of indoor bowls facilities equivalent to 2.37 rinks'.	Facilities in Crawley have some spare capacity meet any demand from the Horley sub-area.

London Borough of Sutton	The council does not have a current sports facilities strategy so there is no detailed analysis of facility needs.	No assessment.
London Borough of Croydon	The 'Croydon Sports and Physical Activities Strategy 2018-2023' (2018) does not assess indoor bowls facilities needs in the borough.	No assessment.
Tandridge District Council	The council does not have a current sports facilities strategy so there is no detailed analysis of facility needs.	No assessment.

10.10 Sport-specific priorities

Bowls England's strategic plan 'Fit for the Future: Bowls England Strategy 2021 - 2026' (2021) contains the following material of relevance:

Table 10.7: Sports specific priorities for indoor bowls

Facilities priorities	Implications for Reigate and Banstead
<p>Target: To target is to create a million more 'bowls experiences' by 2026.</p> <p>Mission: The mission is 'to promote and develop the sport of bowls across England so it enriches the lives of its participants, connects communities and is in good health for future generations'.</p> <p>Making bowls accessible: The actions include:</p> <ul style="list-style-type: none"> • 'Developing and marketing new, introductory forms of the game to service identified target markets of new bowlers'. • 'Modernising our digital platforms and experiences so new bowlers can easily locate opportunities to get involved in our sport'. • 'Working with clubs and facility owners to break down barriers and ensure every new bowler's first time is uncomplicated and compelling'. • 'Developing and implementing a Diversity and Inclusion Strategy to ensure our sport is more representative of society'. • 'Building new partnerships with like-minded organisations to engage groups of people from outside our sport'. <p>Support our communities: The actions include 'working at a local and national level to arrest the decline in facilities to ensure places to play bowls are accessible, inclusive and sustainable'.</p>	<p>There is a general aspiration to increase bowls participation, but no specific local priorities.</p>

Consultation with Bowls England and the local clubs identified the following issues:

- The Donyngs IBC facility serves boroughwide needs.
- Membership numbers have remained broadly static for the past five years.

10.11 Future demand for bowls

10.11.1 Population growth

The ONS 2018 sub-national population projections forecast a population of 162,141 by 2041, an increase of 13,293 (or 8.9%). The most recent covid-affected figures have been excluded as anomalous.

10.11.2 Participation rates

- **National trends:** Sport England's 'Active Lives' survey has recorded adult (16+) weekly participation rates for bowls at national level since 2015:

Table 10.8: 'Active Lives' survey national bowls participation rates 2015 - 2020

Nov 2015- Nov 2016	May 2016- May 2017	Nov 2016- Nov 2017	May 2017- May 2018	Nov 2017- Nov 2018	May 2018- May 2019	Nov 2018- Nov 2019	May 2019- May 2020	% Change
0.8%	0.8%	0.8%	0.8%	0.7%	0.7%	0.5%	0.5%	-0.3%

- **Local trends:** Sport England's 'Active Lives' survey recorded the proportion of the adult (16+) population who are active for at least 150 minutes per week in Reigate and Banstead between 2015 and the present. The results are tabulated below and show that whilst rates have fluctuated over the survey periods, there is a downward trend between 2015 and 2020:

Table 10.9: 'Active Lives' survey sports participation rates in Reigate and Banstead 2015 - 2020

Nov '15 - Nov '16	May '16 - May '17	Nov '16 - Nov '17	May '17 - May '18	Nov '17 - Nov '18	May '18 - May '19	Nov '18 - Nov '19	May '19 - May '20	Nov '19 - Nov '20	% Change
70.7%	69.2%	65.2%	65.1%	71.8%	69.7%	69.2%	65.7%	61.2%	-9.5%

10.11.3 The impact of coronavirus

Sport England's 'Active Lives' survey analysed the effects of covid-19 on participation rates in sport and physical activity in the initial period of the pandemic (March - May 2020), which provides some pointers to the possible longer-term impact on activity patterns. The key findings were as follows:

- All formal indoor and outdoor sports facilities were closed in this period and social distancing measures meant that team sports were prohibited.
- Despite large numbers of adults switching into alternative activities, the overall number of regularly active adults fell due to the disruption caused by the pandemic when there were fewer opportunities to be active.

- During the mid-March to mid-May period, the number of active adults nationally (defined as taking at least 150 minutes per week of moderate intensity exercise) fell by 7.1%, or just over 3 million, whilst inactivity levels rose by 7.4% or 3.4 million adults.
- Walking, running and cycling all increased participation rates marginally, but activities dependent on formal facilities like indoor bowls halls fell by 56%.

The long-term implications of covid-19 on participation patterns and demand for facilities like indoor bowls halls are still being assessed, but it is likely that some sports will struggle to recover their pre-pandemic participation rates, due to former participants who have altered their exercise patterns during lockdown periods not reverting to their former habits.

10.11.4 Future projections

Sport England has developed the Sport Facility Calculator (SFC), to help to quantify how much additional demand for key community facilities like indoor bowls halls, will be generated by population increases. The SFC uses Sport England survey data on who uses facilities and applies this to the population profile of the local area. This builds up a profile of usage, which can be then applied to estimate how much demand any given population would generate. This demand is then converted into the quantity of facilities needed and expressed as rinks to define indoor bowls needs. Based upon this, the SFC calculates future demand based population growth of 13,293 by 2041 as equivalent to 0.20 rinks or 0.03 of an indoor bowls facility. The increase in indoor bowls facility needs by five year intervals is as follows:

Table 10.10: Increase in indoor bowls facility needs by five-year intervals to 2041

Year	Population	Extra Rinks	Extra Centres
2026	154,159	0.08	0.01
2031	157,467	0.13	0.02
2036	159,685	0.16	0.03
2041	162,141	0.20	0.03

10.12 Key findings on demand

The key findings are as follows:

- Expressed demand for indoor bowls in Reigate and Banstead has remained static in recent years, despite a downward trend nationally.
- Utilisation rates at Donyngs IBC are at 75%, meaning that there is substantial spare capacity to accommodate additional demand.
- Population growth of 8.9% in Reigate and Banstead by 2041 will increase demand for indoor bowls facility capacity by a similar amount, assuming static participation rates in the future.

- In terms of indoor bowls, the Sport Facility Calculator assesses that the extra demand is equivalent to 0.20 indoor rinks.

10.13 The balance between indoor bowls supply and demand

Four criteria have been assessed to evaluate the balance between indoor bowls supply and demand in Reigate and Banstead:

- **Quantity:** Does the facility have sufficient capacity to meet needs now and in the future?
- **Quality:** Is the facility fit for purpose for the users now and in the future?
- **Accessibility:** Is the facility in the right physical location for the users now and in the future?
- **Availability:** Is the facility available for those who want to use it now and in the future?

10.14 Quantity

10.14.1 Current needs

The indoor bowls facility serving Reigate and Banstead is assessed to be at operating with spare capacity, based upon the following evaluation:

- **Used capacity:** The facility at Donyngs IBC is currently only used to 75% capacity.
- **Satisfied demand:** There is no evidence of unmet demand in the borough.

10.14.2 Future needs

Spare capacity at the existing indoor facility should be able to accommodate all additional future demand, based upon the following evaluation:

- **Demand increases:** Population growth of 8.9% in Reigate and Banstead by 2041 will increase demand for indoor bowls facility capacity by a similar amount, assuming static participation rates in the future.
- **Participation trends:** Local bowls participation rates have been projected to remain static until 2041.
- **Additional indoor bowls needs:** The Sport Facility Calculator assesses that the extra demand is equivalent to 0.20 indoor rinks. Current spare capacity at the Donyngs IBC and is sufficient to accommodate all additional demand to 2041.

10.15 Quality

10.15.1 Current quality

The quality of the facility is 'good', although general access is rated as 'standard' because of planning restrictions on signage to the facility.

10.15.2 Future quality

There will need to be continued investment in maintaining and improving the existing facility.

10.16 Accessibility

10.16.1 Current accessibility

The whole population is within 30-minutes' drive of the Donyngs IBC and/or an indoor bowls facility in a neighbouring area.

10.16.2 Future accessibility

Providing there are no facility closures, the current geographical spread of facilities will meet the needs of the increased population by 2041.

10.17 Availability

10.17.1 Current availability

Donyngs IBC operates on a membership basis.

10.17.2 Future availability

It is reasonable to assume that similar arrangements for use will be offered in the future.

10.18 The options for securing additional indoor bowls capacity

The options for securing existing and additional indoor bowls capacity to meet current and future needs are as follows:

10.18.1 Protect

Protecting the existing indoor bowls facility through the Local Plan will be key both to securing local provision by ensuring that planning policy supports the retention of existing facilities, unless the loss of a facility would involve its replacement with a facility of at least the equivalent size, quality and accessibility.

10.18.2 Provide

With spare capacity at both the Donyngs IBC and indoor facilities in neighbouring areas, all additional demand can be accommodated by current spare capacity.

10.18.3 Enhance

Enhancing existing indoor bowls facility capacity by ensuring that the green and ancillary facilities receive regular maintenance and improvements.

10.19 Action Plan

The table below sets out the action plan for indoor bowls facilities to guide the implementation of the Assessment.

Table 10.11: Action plan for indoor bowls in Reigate and Banstead

Issues	Action	Lead	Partners	Resources	Priority
Protection of existing indoor bowls facilities.	Consider including a policy in the Local Plan to protect all indoor bowls facilities.	R&BBC	-	-	High
Existing spare capacity can meet future demand by 2041.	Maintain existing facility to sustain and improve current quality.	Donyngs IBC	-	-	High
Maintaining the existing indoor bowls facility.	Maintain existing facility to sustain and improve current quality.	Donyngs IBC	-	-	High

11 INDOOR NETBALL FACILITIES

Key findings:

- **Quantity:** Netball is played indoors at three sports halls in the borough with significant exported demand to facilities in neighbouring areas. Existing sports hall spare capacity can meet all additional demand to 2041.
- **Quality:** The quality of facilities is generally at least 'average'.
- **Accessibility:** The whole borough population is within the 20-minute drivetime catchment of a sports hall used for netball.
- **Availability:** All facilities are available for hire at reasonable rates and the opening hours are consistent with the needs of netball.

11.1 Introduction

This section examines the provision of indoor netball facilities in Reigate and Banstead. Indoor netball is generally accommodated in non-specialist sports halls. Its needs have therefore also been reflected in the section assessing general sports hall provision.

11.2 Quantity

11.2.1 Sports halls used for netball in Reigate and Banstead

Sports halls in Reigate and Banstead that are used regularly for indoor netball are as follows:

Table 11.1: Sports halls used for netball in Reigate and Banstead

Site	Address	Dimensions	Year Built	Sub-area
Dunottar School	High Trees Road, Reigate RH42 7EL	25m x 7m	2003	Reigate
East Surrey College	London Road, Redhill RH1 2JX	34.5m x 20m	2017	Redhill
Reigate St. Mary's Prep Sch.	Chart Lane, Reigate RH2 7RN	27m x 18m	2007	Reigate

11.2.2 Sports halls used for netball in neighbouring areas

Sports halls in neighbouring areas that are used by netball teams from Reigate and Banstead are as follows:

Table 11.2: Sports halls used for netball in neighbouring areas by teams from Reigate and Banstead

Site	Address	Dimensions	Year Built
De Stafford School	Burntwood Lane, Caterham CR3 5YX	34.5m x 20m	2012
Hawthorns School	Pendell Road, Bletchingley RH1 4QJ	33m x 18m	2000
Ifield Community College	Crawley Road, Crawley RH11 0DB	34.5m x 20m	2005

11.2.3 Sub-area analysis

The distribution of sports halls used for netball by sub-area in Reigate and Banstead is as follows:

Table 11.3: Sports halls used for netball in Reigate and Banstead by sub-area

Sub-area	Sub-area population 2020	No. halls	Halls per capita
Banstead/Tadworth	52,789	0	-
Reigate	28,652	2	1: 14,326
Redhill	38,267	1	1: 38,267
Horley	29,040	0	-
REIGATE AND BANSTEAD	148,848	3	1: 49,616

11.3 Quality

The quality of sports halls in Reigate and Banstead with netball use was assessed by a non-technical visual inspection during a site visit to all facilities. The criteria that were evaluated were as follows:

- **Playing area:** The overall condition, playing surface, clear span roof height, lighting, spectator provision, equipment and fitness for purpose.
- **Changing facilities:** The capacity, condition and fitness for purpose.
- **Disability access:** The extent of full disabled access to the facility, including the provision of access ramps, dedicated changing, toilets and car parking.
- **Maintenance and cleanliness:** The quality of maintenance and cleanliness standards.
- **General access:** Car parking, signposting, external lighting and proximity to public transport.

The facilities were rated on a five-point scale, where 5 equates to ‘very good’ (highlighted in green below), 4 to ‘good’ (also highlighted in green below), 3 to ‘average’, 2 to ‘poor’ and 1 to ‘very poor’. The ratings for the sports halls in Reigate and Banstead are shown in the table below.

Table 11.4: Sports halls used for netball in Reigate and Banstead: Quality audit

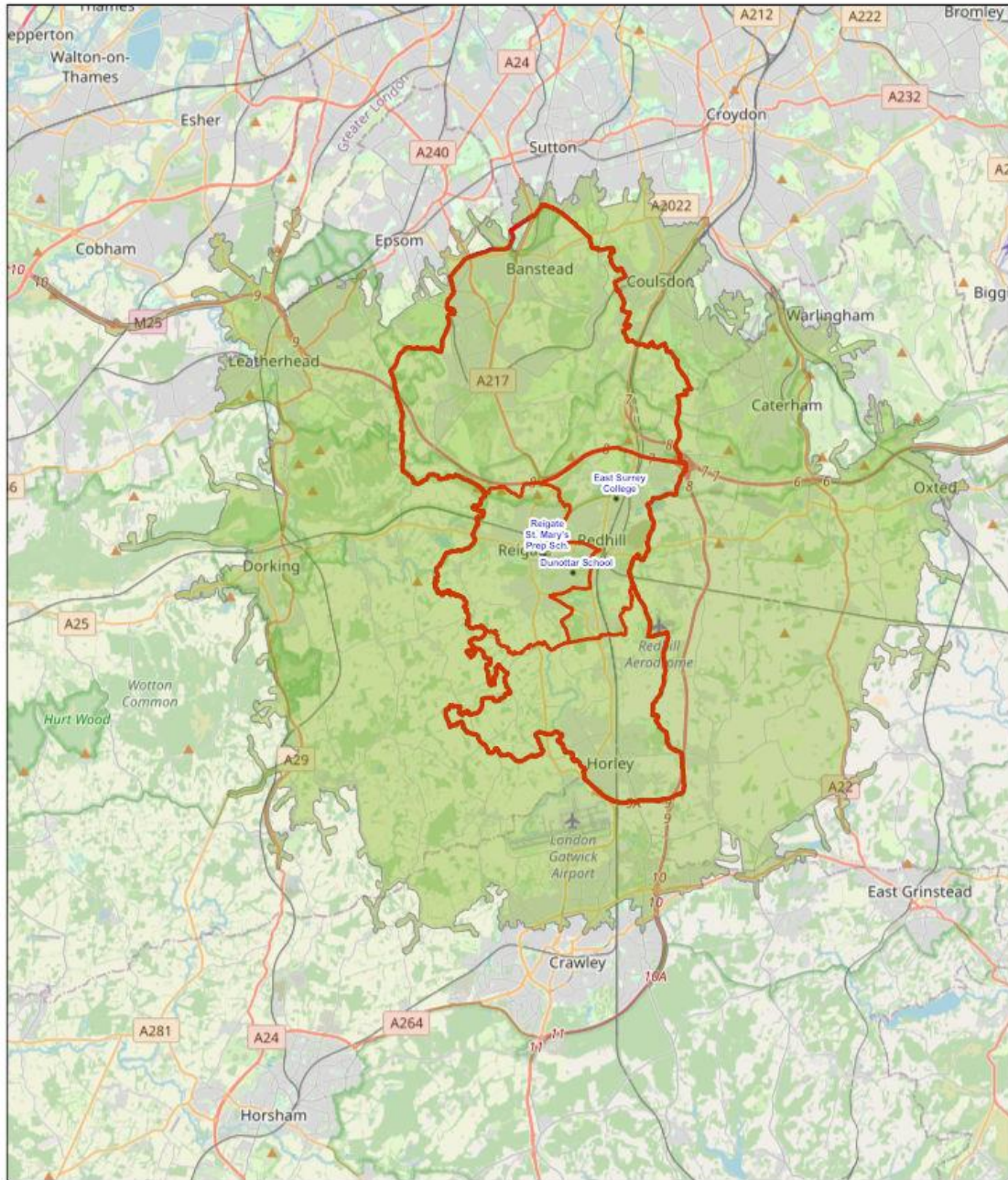
Facility	Playing area	Changing	Disability Access	Maintenance	General access
Dunottar School	4	3	4	4	3
East Surrey College	5	5	4	5	4
Reigate St. Mary’s Prep Sch.	5	4	4	5	4

11.4 Accessibility

Based on Sport England research, the ‘effective catchment’ for sports halls (defined as the time/distance travelled and the prevailing mode of transport used by up to 90% of facility users) is 20 minutes driving time. The map overleaf shows that the whole population of the borough is within 20-minutes’ drive time of at least one sports hall used for netball.

Map 11.1 Travel Time for Indoor Netball in Reigate & Banstead

REIGATE & BANSTEAD Indoor Netball Facilities 20 Minutes Drive




2/2/2022

20.0 Minutes

• INDOOR NETBALL

▭ SUB AREAS - Banstead/Tadworth, Reigate, Redhill, Horley

▭ Reigate and Banstead District Boundary



© OpenStreetMap (and) contributors, CC-BY-SA

11.5 Availability

The table below identifies the basis of use of sports halls for netball in Reigate and Banstead.

Table 11.5: Sports halls used for netball in Reigate and Banstead: Availability

Facility	Opening hours and basis of use	Pricing and booking arrangements	Peak period usage levels	Secured access
Dunottar School	Mon-Fri 6pm - 10pm Sat-Sun 9am - 5pm Block bookings only	Whole hall £50 per hour. Bookings in person, on-line or by phone.	80%	No
East Surrey College	Mon-Fri 6pm - 10pm Sat-Sun 9am - 5pm Block bookings only	Whole hall £50 per hour Advance bookings only by email or phone.	70%	No
Reigate St. Mary's Prep School	Mon-Fri 6pm - 10pm Block bookings only	Whole hall £50 per hour Advance bookings only by email or phone.	60%	No

11.6 Key findings on supply

The key findings are as follows:

- Three sports halls are used for netball Reigate and Banstead, none of which have secured community access. There is significant exported demand to three further facilities in neighbouring areas.
- The quality of indoor facilities used for netball is generally 'average' or better.
- The whole population is within 20-minutes' drive of a sports hall where netball is played.



Sports Hall at Reigate St. Mary's Prep School

11.7 Current demand for netball facilities

11.7.1 Local club demand

Netball clubs in Reigate and Banstead and the indoor courts where they play are as follows. Courts outside the borough are shown in italics:

Table 11.6: Netball teams in Reigate and Banstead

Club	Courts	Teams
Old Reigatians Netball Club	Reigate St. Mary's Prep School	3 adult teams
Redhill Netball Club	East Surrey College <i>Ifield Community College, Crawley</i>	3 adult teams
Reigate Netball Club	Dunnotar School <i>De Stafford School, Caterham</i>	2 adult teams
Reigate Roses Netball Club	<i>The Hawthorns School, Bletchingley</i>	3 junior teams

11.7.3 Displaced demand

Displaced demand relates to users of netball courts from within the study area which takes place outside of the area. There is evidence of significant exported demand with three clubs using facilities in neighbouring areas for 'home' league matches.

11.7.4 Unmet demand

Unmet demand takes a number of forms:

- Teams may have access to a court for matches but nowhere to train or vice versa.
- Some courts may be unavailable to the community.
- The poor quality and limited capacity of courts and/or a lack of provision and ancillary facilities which meet a certain standard of play/league requirement.

There is no unmet demand for indoor netball facilities in Reigate and Banstead at present.

11.8 Local sports participation priorities

There are no specific local sports participation priorities in Reigate and Banstead, other than a general policy commitment to promote health and well-being through increased levels of physical activity. As a sport with versions of the game appealing to most age groups, netball is likely to have some appeal to new and lapsed sports participants.

11.9 Assessments of need in neighbouring areas

The table below summarises strategic assessments for sports halls in general in neighbouring areas.

Table 11.7: Assessments of need in neighbouring areas

Local Authority	Facilities priorities	Implications for Reigate and Banstead
Mole Valley District Council	The 'Mole Valley Sports Facilities Strategy' (2021) states that 'there is no effective spare capacity in sports halls in Mole Valley at present, with all facilities used to beyond 'comfortable capacity'. Only two sports halls have daytime access. There is demand for an additional 3.64 badminton courts by 2037	There is no spare capacity in Mole Valley to meet sports indoor netball demand from Reigate and Banstead.
Epsom and Ewell	The 'Epsom and Ewell Sports Facilities Strategy' (2020) identifies a small shortfall in current provision and a need for up to one additional sports hall by 2032, depending on the level of population growth.	There is no spare capacity in Epsom and Ewell to meet indoor netball demand from Reigate and Banstead.
London Borough of Sutton	The council does not have a current sports facilities strategy so there is no detailed analysis of facility needs.	No assessment.
London Borough of Croydon	The 'Croydon Sports and Physical Activities Strategy 2018-2023' (2018) identified a current shortfall equivalent to three sports halls, although two new facilities have since been provided.	There is in Croydon to meet indoor netball demand from Reigate and Banstead.
Tandridge District Council	The council does not have a current sports facilities strategy so there is no detailed analysis of facility needs.	No assessment.
Crawley Borough Council	The 'Crawley Open Space , Sport and Recreation Strategy' (2007) was produced using a now superceded methodology but remains the most recent assessment of needs in the borough. It identifies a surplus equivalent to 4 badminton courts (equivalent to one standard-sized sports hall).	There is some spare capacity in sports halls in Crawley that could meet any indoor netball demand from the Horley sub-area.

11.10 Sport-specific priorities

England Netball's 'Adventure Strategy 2021 - 2031' (2021) contains the following relevant material:

Table 11.8: Sports specific priorities

Facilities priorities	Implications for Reigate and Banstead
<p>A Game for Life: This 'destination' has the following targets:</p> <ul style="list-style-type: none"> • A 50% increase in the number of women playing netball across all life stages. • A year-on-year increase in the diversity of the netball playing population, with an ambition to reflect the diversity of the nation. • A countrywide accessible offer for men and boys. • 90% of all schools delivering a quality netball experience. • A clear and connected offer of choice for every community, with world class experiences in clubs and leagues at the heart of community netball. • A place to play within easy travel of every household. 	<p>No specific local facilities priorities in Reigate and Banstead.</p>

Consultation with England Netball highlighted the following issues:

- 'Bee Netball' is aimed at 5 to 11 year olds as an introduction to the sport, although there are no local opportunities in Reigate and Banstead whilst the scheme is piloted.
- Traditional 7-A-Side Netball is played by over 180,000 women every week. All age ranges and levels of ability are catered for with traditional netball – from primary school children to people playing in local leagues, plus returning players through to regional or premier league right up to elite international athletes – anyone can play the game at the level that suits them.
- 'Back to Netball' is aimed at lapsed participants and provides a gentle reintroduction to the sport.
- Walking Netball has evolved from a growing demand for walking sports. Often, one of netball's strengths is that people never forget playing the sport and the memories as well as the love for the game never leave. Walking Netball is a slower version of the game - it is netball, but at a walking pace. The game has been designed so that anyone can play it regardless of age or fitness level.

A survey of local clubs highlighted the following issues:

- **Old Reigatians Netball Club:** The club commented that 'Old Reigatians Netball Club started in November 2009. We are a friendly club and have a wide age range of players. We welcome any players from beginners to advanced. We train outdoors on Tuesday evenings at Reigate Grammar School and our home matches are played at Reigate St. Mary's School. We have two teams in the Surrey League and a third team that plays in the Met league. All matches are played on a Saturday'.

- **Redhill Netball Club:** The club commented that ‘Redhill Netball Club was founded in 1948 and has enjoyed much success through the years. We currently train at Ifield Community College in Crawley on the outdoor courts until October, when we then use the indoor facilities. Home matches are played at St Bede’s School in Redhill. We currently have three teams playing in the Surrey and Metropolitan Leagues. We are a friendly, sociable but competitive netball club who focus on providing the right level of competition and development for all players. We support and encourage members who wish to gain umpiring and coaching qualifications’.
- **Reigate Netball Club:** The club commented that ‘we are a friendly club based in Surrey. Our aim is to have fun and enjoy netball in a supportive environment. We train at Bramley School in Walton-on-the-Hill and play our home matches in Caterham.
- **Reigate Roses Netball Club:** The club commented that ‘we started up in 2020 as an elite Reigate-based netball club for players aged 8-18. We are based at the courts at Royal Alexandra and Albert School. We play some fixtures at Hawthorns School in Bletchingley’.

11.11 Future demand for netball

11.11.1 Population growth

The ONS 2018 sub-national population projections forecast a population of 162,141 by 2041, an increase of 13,293 (or 8.9%). The most recent covid-affected figures have been excluded as anomalous.

11.11.2 Participation rates

- **National trends:** Sport England’s ‘Active Lives’ survey has recorded adult (16+) weekly participation rates for netball at national level since 2015:

Table 11.9: ‘Active Lives’ survey national netball participation rates 2015 - 2020

Nov 2015- Nov 2016	May 2016- May 2017	Nov 2016- Nov 2017	May 2017- May 2018	Nov 2017- Nov 2018	May 2018- May 2019	Nov 2018- Nov 2019	May 2019- May 2020	% Change
0.7%	0.6%	0.6%	0.6%	0.6%	0.7%	0.7%	0.6%	-0.1%

- **Local trends:** Sport England’s ‘Active Lives’ survey recorded the proportion of the adult (16+) population who are active for at least 150 minutes per week in Reigate and Banstead between 2015 and the present. The results are tabulated below and show that whilst rates have fluctuated over the survey periods, there is a downward trend between 2015 and 2020:

Table 11.10: 'Active Lives' survey sports participation rates in Reigate and Banstead 2015 - 2020

Nov '15 -Nov '16	May '16 -May '17	Nov '16- Nov '17	May '17- May '18	Nov '17- Nov '18	May '18- May '19	Nov '18- Nov '19	May '19- May '20	Nov '19- Nov '20	% Change
70.7%	69.2%	65.2%	65.1%	71.8%	69.7%	69.2%	65.7%	61.2%	-9.5%

11.11.3 The impact of coronavirus

Sport England's 'Active Lives' survey analysed the effects of covid-19 on participation rates in sport and physical activity in the initial period of the pandemic (March - May 2020), which provides some pointers to the possible longer-term impact on activity patterns. The key findings were as follows:

- All formal indoor and outdoor sports facilities were closed in this period and social distancing measures meant that team sports were prohibited.
- Despite large numbers of adults switching into alternative activities, the overall number of regularly active adults fell due to the disruption caused by the pandemic when there were fewer opportunities to be active.
- During the mid-March to mid-May period, the number of active adults nationally (defined as taking at least 150 minutes per week of moderate intensity exercise) fell by 7.1%, or just over 3 million, whilst inactivity levels rose by 7.4% or 3.4 million adults.
- Walking, running and cycling all increased participation rates marginally, but activities dependent on formal facilities like sports halls fell by 56%.

The long-term implications of covid-19 on participation patterns and demand for facilities like sports halls are still being assessed, but it is likely that some sports will struggle to recover their pre-pandemic participation rates, due to former participants who have altered their exercise patterns during lockdown periods not reverting to their former habits.

11.11.4 Future projections

National netball participation rates have been static in recent years, whilst general activity rates in Reigate and Banstead have fallen over the same period. It would therefore be reasonable to assume that demand for netball will remain static until 2041, whilst population growth of 13,293 will increase demand by 8.9% by 2041. The increase in sports hall needs (Including netball) by five year intervals is as follows:

Table 11.11: Increase in sports hall needs by five-year intervals to 2041

Year	Population	Extra Badminton Courts	Extra Sports Halls
2026	154,159	1.61	0.38
2031	157,467	2.45	0.61
2036	159,685	3.09	0.77
2041	162,141	3.65	0.81

11.12 Key findings on demand

The key findings are as follows:

- Expressed demand for netball in Reigate and Banstead is buoyant at present and currently relies on indoor courts in neighbouring areas to meet all needs.
- Population growth of 8.9% in Reigate and Banstead by 2041 will increase demand for indoor netball court capacity by a similar amount, assuming static participation rates in the future.

11.13 The balance between netball supply and demand

Four criteria have been assessed to evaluate the balance between indoor netball court supply and demand in Reigate and Banstead:

- **Quantity:** Are there enough courts with sufficient capacity to meet needs now and in the future?
- **Quality:** Are the courts fit for purpose for the users now and in the future?
- **Accessibility:** Are the courts in the right physical location for the users now and in the future?
- **Availability:** Are the courts available for those who want to use them now and in the future?

11.14 Quantity

11.14.1 Current needs

Current indoor netball facilities serving Reigate and Banstead are assessed to be at operating at close to full capacity, based upon the following evaluation:

- **Used capacity:** Sports halls in the borough are collectively operating at around 70% capacity in the peak period, below Sport England's 'comfortable capacity' figure of 80%.

- **Displaced demand:** There is evidence of significant displaced demand for indoor netball provision in the borough, with three clubs using sports halls outside the borough for matches and training.
- **Changes in supply:** Planning consent has been granted for a sports hall with community access at Reigate Grammar School.

11.14.2 Future needs

Existing spare sports hall capacity will be able to meet future demand, based upon the following evaluation:

- **Demand increases:** Population growth of 8.9% in Reigate and Banstead by 2041 will increase demand for indoor netball court capacity by a similar amount, assuming static participation rates in the future.
- **Existing indoor capacity:** There is currently around 10% peak-time spare capacity in sports halls in the borough and additional capacity will be provided by the proposed Reigate Grammar School facility.

11.15 Quality

11.15.1 Current quality

The quality of sports halls used for netball is at least 'standard'.

11.15.2 Future quality

All providers will need to continue to invest in maintaining and improving their facilities, but it seems reasonable to assume that local provision will continue to be upgraded regularly.

11.16 Accessibility

11.16.1 Current accessibility

The whole population is within 20-minutes' drive of a sports hall with dimensions suitable for indoor netball.

11.16.2 Future accessibility

Providing there are no facility closures, the current geographical spread of facilities will meet the needs of the increased population by 2041.

11.17 Availability

11.17.1 Current availability

All facilities are available for hire at reasonable rates and the opening hours are consistent with the needs of netball.

11.17.2 Future availability

It is reasonable to assume that a similar balance of arrangements will be offered in the future.

11.18 The options for securing additional indoor netball capacity

The options for securing existing and additional indoor netball facilities capacity to meet current and future needs are as follows:

11.18.1 Protect

Protecting existing facilities used for indoor netball through the Local Plan will be key both to securing local provision by ensuring that planning policy supports the retention of existing facilities, unless the loss of a facility would involve its replacement with a facility of at least the equivalent size, quality and accessibility.

11.18.2 Provide

The proposed sports hall at Reigate Grammar School will provide some additional capacity to accommodate indoor netball needs.

11.18.3 Enhance

Enhancing existing netball facility capacity by ensuring that the courts and ancillary facilities receive regular maintenance and improvements.

11.19 Action Plan

The table below sets out the action plan for indoor netball courts to guide the implementation of the Assessment.

Table 11.12: Action plan for indoor netball

Issues	Action	Lead	Partners	Resources	Priority
Protection of existing indoor netball facilities.	Consider including a policy in the Local Plan to protect all existing indoor netball facilities.	R&BBC	-	-	High
Additional indoor netball courts required to meet current needs.	Ensure that the new Reigate Grammar School sports hall provides capacity for indoor netball needs.	Reigate Grammar School	Local netball clubs	-	High

12 GYMNASTICS FACILITIES

Key findings:

- **Quantity:** There is one specialist gymnastics centre in Reigate and Banstead and seven non-specialist facilities also accommodate gymnastics clubs. There is evidence of unmet demand and extra capacity will be needed to meet additional demand to 2041.
- **Quality:** The quality of all aspects of the facilities used is rated as at least 'good'
- **Accessibility:** All the borough is within 20 minutes driving time of a specialist or non-specialist facility.
- **Availability:** The main availability issues are caused by the excess of demand over facilities supply.

12.1 Introduction

This section examines the provision of gymnastics facilities in Reigate and Banstead. Specialist gymnastics facilities are permanently rigged, built facilities that cater for the needs of gymnastics and trampolining. Non-specialist facilities comprise sports halls and smaller halls that accommodate gymnastics and trampolining on a regular basis, involving the temporary installation of equipment. These needs are also reflected in the section assessing general sports hall provision.

12.2 Quantity

12.2.1 Purpose-built facilities

The only purpose-built facility in Reigate and Banstead is below. It has secured community access:

Table 12.1: Specialist gymnastics facility in Reigate and Banstead

Club	Location	Sub-area
Sovereign Gymnastics Club	Ormside Way, Holmethorpe, Redhill RH1 2LW	Redhill

12.2.2 Non-specialist facilities

Local clubs also use the following non-specialist facilities:

Table 12.2: Non-specialist facilities used for gymnastics in Reigate and Banstead

Club	Facility	Location	Sub-area
East Surrey Acrobatics	YMCA Sovereign Centre YMCA Sports Centre	Slipshatch Road, Reigate RH2 8HA Princes Road, Redhill, RH1 6JJ	Reigate Redhill
Elastics Gymnastics Club	Westvale Park Primary Academy Trinity Oaks School	Westvale Road, Cavell Way, Horley RH6 8SU Brookfield Drive, Horley, RH6 9NS	Horley Horley
Redhill and Reigate Gymnastics Club	Donyngs Leisure Centre	Linkfield Lane, Redhill RH1 1DP	Redhill
Springfit Gymnastics Club	Oakwood Sports Centre St. Bede's School	Balcombe Road, Horley RH6 9AB Carlton Road, Redhill RH1 2LQ	Horley Redhill

12.2.3 Sub-area analysis

The distribution of specialist and non-specialist gymnastics facilities by sub-area in Reigate and Banstead is as follows:

Table 12.3: Gymnastics facilities by sub-area in Reigate and Banstead

Sub-area	Sub-area population 2020	No. facilities	Facilities per capita
Banstead/Tadworth	52,789	0	-
Reigate	28,652	1	1: 28,652
Redhill	38,267	4	1: 9,467
Horley	29,040	3	1: 9,680
REIGATE AND BANSTEAD	148,848	8	1: 18,606

12.3 Quality

The quality of facilities used by gymnastics clubs was assessed by a non-technical visual inspection during a site visit to all sites. The criteria that were assessed were as follows:

- **The hall:** The quality of the activity space, including lighting and storage facilities.
- **The equipment:** The quality of the equipment, matted areas and foam-filled pits.
- **Changing facilities:** The capacity, condition and fitness for purpose.
- **Disability access:** The extent of full disabled access to the facility, including the provision of access ramps, dedicated changing, toilets and car parking.
- **General access:** Parking, signage and proximity to public transport.

The criteria were rated on a five-point scale, where 5 equates to 'very good' (highlighted in green below), 4 to 'good' (also highlighted in green below), 3 to 'average', 2 to 'poor' and 1 to 'very poor'.

Table 12.4: Gymnastics facilities in Reigate and Banstead: Quality audit

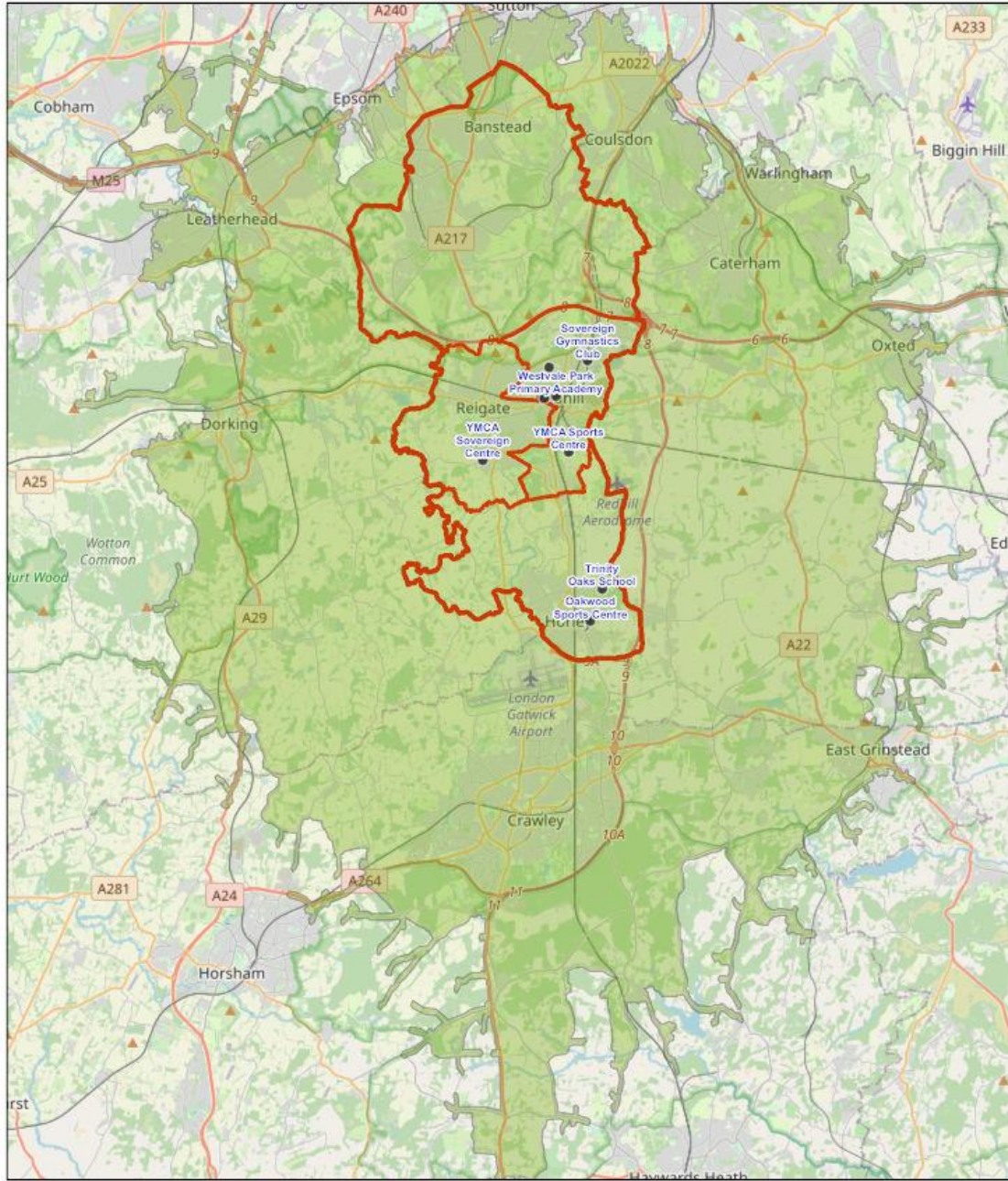
Facility	Hall	Equipment	Changing	Disability access	General access
Donyngs Leisure Centre	5	4	3	4	5
Oakwood Sports Centre	3	3	3	4	3
St. Bede's School	5	5	4	5	4
Sovereign Gymnastics Club	5	5	4	4	5
Trinity Oaks School	5	3	3	5	4
Westvale Park Primary Academy	5	3	3	5	4
YMCA Sovereign Centre	5	5	5	5	5
YMCA Sports Centre	5	5	5	5	5

12.4 Accessibility

The 'effective catchment' for gymnastics facilities is 20 minutes driving time. The whole population is within 20-minutes' drive of at least one facility.

Map 12.1 Travel Time for Gymnastics Facilities in Reigate & Banstead


REIGATE & BANSTEAD Gymnastics Facilities 20 Minutes Drive



2/2/2022

1:288,895

- GYMNASTICS FACILITIES
- 20.0 Minutes
- ▭ SUB AREAS - Banstead/Tadworth, Reigate, Redhill, Horley
- ▭ Reigate and Banstead District Boundary



© OpenStreetMap (and) contributors, CC-BY-SA

12.5 Availability

12.5.1 Purpose-built facilities

Table 12.5: Specialist gymnastics facilities in Reigate and Banstead: Availability

Facility	Opening hours and basis of use	Pricing	Peak use	Secured access
Sovereign Gymnastics Club	Mon 9am - 12.30pm 4pm - 8pm Tues 4pm - 7.30pm Weds 12pm - 2pm 5pm - 8pm Thurs 9.30am - 1pm 4pm - 6pm Fri 9.30am - 1pm 4.30pm - 7.30pm Sat 9.15am - 5.15pm Sun 10.30am - 11.30am Members and classes only	Varies	80%	Yes

12.5.2 Non-specialist facilities

The table below identifies the opening hours and gymnastics usage of the non-specialist facilities:

Table 12.6: Non-specialist gymnastics facilities in Reigate and Banstead: Availability

Facility	Usage time for gymnastics	Secured access
Donyngs Leisure Centre	Tues 5pm - 7.30pm Thurs 5.30pm - 7.30pm	Yes
Oakwood Sports Centre	Mon 6pm - 8pm Weds 6pm - 9pm Thurs 5pm - 9pm Fri 5pm - 8pm Sat 9am - 2pm Sun 9am - 12pm	No
St. Bede's School	Mon and Weds 6pm - 8pm	No
Trinity Oaks School	Tues 1.30pm - 4.30pm Thurs 12pm - 1pm	No
Westvale Park Primary Academy	Mon 4.15pm - 6.15pm Tues 4.15pm - 7.15pm Weds 1.30pm - 7pm Thurs 3pm - 6.15pm Fri 3.15pm - 7.15pm	No
YMCA Sovereign Centre	Mon 4pm - 6pm Thurs 4pm - 6pm Sat 8.30am - 10.30am	Yes
YMCA Sports Centre	Tues 4pm - 6pm Weds 4pm - 6pm	Yes

12.6 Key findings on supply

The key findings are as follows:

- There is one specialist gymnastics facility in Reigate and Banstead and seven non-specialist halls that accommodates the needs of four other local clubs.
- The quality of most aspects of all facilities used is rated as at least 'good'.
- All of the borough is within 20 minutes driving time of a specialist or non-specialist facility.

12.7 Current demand for Gymnastics

12.7.1 Expressed demand

There are four gymnastics clubs in Reigate and Banstead:

- **East Surrey Acrobatics:** The club has 143 members and is based at the YMCA facilities in Reigate and Redhill. It has a current waiting list of 30.
- **Ellastics Gymnastics Club:** The club has 50 members and is based at two school sites in Horley. It has no current waiting list.
- **Redhill and Reigate Gymnastics Club:** The club has 20 members with a waiting list of 8 and is based at Donyngs Leisure Centre.
- **Sovereign Gymnastics Club:** The club is based at its own specialist facility and has 450 members with no waiting list.
- **Springfit Gymnastics Club:** The club is based at Oakwood Sports Centre and St. Bede's School in Reigate and Banstead, as well as six other facilities in neighbouring areas. It has 1,200 members across all its facilities and no waiting list.

12.7.2 Displaced demand

The following facilities are located in adjacent local authority areas, close enough to the borough boundary to provide usage opportunities for Reigate and Banstead residents.

Table 12.7: Proximity of gymnastics facilities in neighbouring areas

Facility	Address	Distance from Reigate and Banstead
Aerial Tumbling Club	Epsom Downs Prim. Sch., St. Leonard's Rd., Epsom KT18 5RJ	3 miles
Croydon Gymnastics Club	Croydon Road, Caterham CR3 6QB	2 miles
Epsom Gymnastics Club	Rainbow Leisure Centre, East Street, Epsom KT17 1BN	4 miles
Hawth Gymnastics	K2 Centre, Pease Pottage Hill, Crawley RH11 9BQ	4 miles
South-west Gym Club	Harrier Centre, Poole Rd, Ewell, Epsom KT19 9RY	3 miles
Springfit Gymnastics Club	Hazelwick School, Hazelwick Mill Lane, Crawley RH10 1SX	3 miles

12.7.3 Unmet demand

Unmet demand involves two components:

- Demand that cannot be met within a facility catchment due to excess demand for that facility.
- Demand that cannot be met because it is located outside the catchment of a facility.

East Surrey Acrobatics has a waiting list of 30 (equivalent to 21% of the overall membership and Redhill and Reigate GC has a waiting list of 8 (equivalent to 40% of the overall membership) indicating unmet demand in the borough.

12.8 Local sports participation priorities

There are no specific local sports participation priorities in Reigate and Banstead, other than a general policy commitment to promote health and well-being through increased levels of physical activity. Gymnastics appeals to young people in particular and from that perspective it offers one option in the campaign against childhood obesity.

12.9 Assessments of need in neighbouring areas

The table below summarises strategic assessments of gymnastics needs in neighbouring areas.

Table 12.8: Assessments of need for gymnastics facilities in neighbouring areas

Local Authority	Facilities priorities	Implications for Reigate and Banstead
Epsom and Ewell	The 'Epsom and Ewell Sports Facilities Strategy' (2020) identifies that current and additional needs by 2037 will need to be met by providing additional facilities capacity.	No spare capacity to meet needs from Reigate and Banstead.
Mole Valley District Council	The 'Mole Valley Sports Facilities Strategy' (2021) concludes that existing facilities are operating at full capacity and additional provision will be required to meet future needs by 2037.	No spare capacity to meet needs from Reigate and Banstead.
Crawley Borough Council	No assessment of needs, but Hawth GC, based at the K2 Centre, is seeking an additional secondary venue to meet surplus demand.	No spare capacity to meet needs from Reigate and Banstead.
London Borough of Sutton	The council does not have a current sports facilities strategy so there is no detailed analysis of facility needs.	No assessment.
London Borough of Croydon	The 'Croydon Sports and Physical Activities Strategy 2018-2023' (2018) does not assess gymnastics facilities needs.	No assessment.
Tandridge District Council	The council does not have a current sports facilities strategy so there is no detailed analysis of facility needs.	No assessment.

12.10 Sport-specific priorities

12.10.1 Strategy

Table 12.9: Sports specific priorities for gymnastics

Facilities priorities	Implications for Reigate and Banstead
<p>British Gymnastics' 'Facility Strategy 2017 - 2021' (2017) identifies facilities options:</p> <ul style="list-style-type: none"> • Standalone dedicated facilities - Achievable for most clubs. Can provide for participation and competition. • Multi-venue dedicated facilities - For large club-based organisations looking to further expand opportunities. • Dedicated facility as part of a multi-sport venue - Most likely to be local authority-based projects. • Non-dedicated space as part of leisure centre - Ideal for club delivery and mass participation activities. • Satellite venues - Opportunities for clubs to scale up their programmes and increase activity options. • Non-dedicated spaces in leisure centres - Ideal for introductory level, mass participation programmes. 	<p>There is only one specialist facility in the district, so dependence on capacity in sports halls is important.</p>



Sports Hall at YMCA Sovereign Centre

12.10.2 Consultation with British Gymnastics

Consultation with British Gymnastics' Facilities Development Partner identified that:

- There is a large demand for more gymnastics opportunities and clubs all report large waiting lists. The total number of people estimated to be on waiting lists for gymnastics in 2020 was 1.5 million.
- A key part of British Gymnastics' strategy to increase participation is to support clubs moving into their own dedicated facility, offering more time and space for classes. The target by 2021 is for half of all clubs to have their own dedicated facilities, compared with one-third in 2014.
- The main issue for gymnastics development is having access to sufficient dedicated space to enable clubs to grow and extend their programmes. The other key factor is the availability of coaches qualified at the right level.
- Club Capital the new funding stream a joint initiative between BG Sport England and a social investor has been operating throughout lockdown with 16 project approvals.
- Recent developments for dedicated gymnastic provision include modular buildings and use of former retail units in town centres.

12.11 Future demand for Gymnastics

12.11.1 Population growth

The ONS 2018 sub-national population projections forecast a population of 162,141 by 2041, an increase of 13,293 (or 8.9%). The most recent covid-affected figures have been excluded as anomalous.

12.11.2 Participation rates

- **National trends:** Sport England's 'Active Lives' survey has recorded adult (16+) weekly participation rates for gymnastics at national level since 2015:

Table 12.10: 'Active Lives' survey national participation rates for gymnastics 2015 - 2020

Nov 2015- Nov 2016	May 2016- May 2017	Nov 2016- Nov 2017	May 2017- May 2018	Nov 2017- Nov 2018	May 2018- May 2019	Nov 2018- Nov 2019	May 2019- May 2020	% Change
0.6%	0.7%	0.7%	0.6%	0.6%	0.6%	0.5%	0.5%	-0.1%

- Figures supplied by British Gymnastics suggest that participation in gymnastics is increasing, contrary to the 'Active Lives' figures which are for adults only. British Gymnastics membership reached 390,500 in 2017 and increased by about 12% in the period 2013-17.
- **Local trends:** Sport England's 'Active Lives' survey recorded the proportion of the adult (16+) population who are active for at least 150 minutes per week in Reigate and Banstead between 2015 and the present. The results are tabulated below and show that whilst rates have fluctuated over the survey periods, there is a downward trend between 2015 and 2020:

Table 12.11: 'Active Lives survey sports participation rates in Reigate and Banstead 2015 - 2020

Nov '15 - Nov '16	May '16 - May '17	Nov '16- Nov '17	May '17- May '18	Nov '17- Nov '18	May '18- May '19	Nov '18- Nov '19	May '19- May '20	Nov '19- Nov '20	% Change
70.7%	69.2%	65.2%	65.1%	71.8%	69.7%	69.2%	65.7%	61.2%	-9.5%

12.11.3 The impact of coronavirus

Sport England's 'Active Lives' survey analysed the effects of covid-19 on participation rates in sport and physical activity in the initial period of the pandemic (March - May 2020), which provides some pointers to the possible longer-term impact on activity patterns. The key findings were as follows:

- All formal indoor and outdoor sports facilities were closed in this period and social distancing measures meant that team sports were prohibited.

- Despite large numbers of adults switching into alternative activities, the overall number of regularly active adults fell due to the disruption caused by the pandemic when there were fewer opportunities to be active.
- During the mid-March to mid-May period, the number of active adults nationally (defined as taking at least 150 minutes per week of moderate intensity exercise) fell by 7.1%, or just over 3 million, whilst inactivity levels rose by 7.4% or 3.4 million adults.
- Walking, running and cycling all increased participation rates marginally, but activities dependent on formal facilities like gymnastics facilities fell by 56%.

The long-term implications of covid-19 on participation patterns and demand for gymnastics facilities are still being assessed, but it is likely that some sports will struggle to recover their pre-pandemic participation rates, due to former participants who have altered their exercise patterns during lockdown periods not reverting to their former habits.

12.11.4 Future projections

National gymnastics participation rates have been broadly static in recent years but general activity rates in Reigate and Banstead have fallen over the same period. It would therefore be reasonable to assume that demand for gymnastics will remain steady until 2041, whilst population growth of 8.9% will increase demand for gymnastics facility capacity by a similar amount. The increase in demand for gymnastics facilities capacity by five year intervals is as follows:

Table 12.12: Increase in gymnastics facilities capacity by five-year intervals to 2041

Year	Population	Extra Gymnastics Facilities Capacity
2026	154,159	0.36
2031	157,467	0.58
2036	159,685	0.73
2041	162,141	0.89

12.12 Key findings on demand

The key findings are as follows:

- Expressed demand for gymnastics in Reigate and Banstead is increasing but is constrained by a lack of specialist facilities supply at present.
- Population growth of 8.9% in Reigate and Banstead by 2041 will increase demand for gymnastics facility capacity by a similar amount, assuming static participation rates in the future.

12.13 The balance between gymnastics facilities supply and demand

Four criteria have been assessed to evaluate the balance between gymnastics facilities supply and demand in Reigate and Banstead:

- **Quantity:** Are there enough facilities with sufficient capacity to meet needs now and in the future?
- **Quality:** Are the facilities fit for purpose for the users now and in the future?
- **Accessibility:** Are the facilities in the right physical location for the users now and in the future?
- **Availability:** Are the facilities available for those who want to use them now and in the future?

12.14 Quantity

12.14.1 Current needs

Current gymnastics facilities in Reigate and Banstead are assessed to be at operating at full capacity. East Surrey Acrobatics has a waiting list of 30 (equivalent to 21% of the overall membership and Redhill and Reigate GC has a waiting list of 8 (equivalent to 40% of the overall membership) indicating unmet demand in the borough.

12.14.2 Future needs

There is insufficient capacity to accommodate all additional future demand, based upon the following evaluation:

- **Demand increases:** Population growth of 8.9% in Reigate and Banstead by 2041 will increase demand for gymnastics facility capacity by a similar amount, assuming static participation rates in the future.
- **Participation trends:** Expressed demand for gymnastics in Reigate and Banstead is increasing and this is likely to continue until 2041, offset slightly by the falling number of people aged under 18.

12.15 Quality

12.15.1 Current quality

All aspects of the facilities used for gymnastics in Reigate and Banstead are rated as at least 'average' quality.

12.15.2 Future quality

It is assumed that local providers will continue to invest in maintaining and improving their facilities, so if this process can be assisted with funding from developer contributions in the future, it seems reasonable to assume that local provision will continue to be upgraded regularly.

12.16 Accessibility

12.16.1 Current accessibility

All of the population is within 20-minutes' drive of at least one specialist or non-specialist gymnastics facility.

12.16.2 Future accessibility

The current facilities are geographically well-located and will continue to serve boroughwide needs.

12.17 Availability

12.17.1 Current availability

All local clubs have membership fees that are set at reasonable rates, but the main availability issues are caused by the excess of demand over facilities supply.

12.17.2 Future availability

It is reasonable to assume that similar membership arrangements will be offered in the future. If an additional capacity is provided, the additional capacity will improve availability.

12.18 The options for securing additional gymnastics facilities

The options for securing existing and additional facilities capacity for gymnastics to meet current and future needs are as follows:

12.18.1 Protect

Protecting the existing facilities used for gymnastics through the Local Plan will be key to securing local provision, by ensuring that planning policy supports the retention of existing facilities, unless the loss of a facility would involve its replacement with a facility of at least the equivalent size, quality and accessibility.

12.18.2 Provide

There is demand for additional facilities capacity for gymnastics in Reigate and Banstead by 2041. This might either be provided by further expansion of the existing specialist facility, or through additional sports hall provision.

12.18.3 Enhance

Ensuring that existing facilities used for gymnastics receive regular maintenance and improvements.

12.19 Action Plan

The table below sets out the action plan for gymnastics facilities to guide the implementation of the Assessment.

Table 12.13: Action plan for gymnastics facilities

Issues	Action	Lead	Partners	Resources	Priority
Protection of existing specialist gymnastics facility.	Consider including a policy in the Local Plan to protect the existing specialist gymnastics facility.	R&BBC	-	-	High
Additional specialist gymnastics facilities required to meet future needs.	Examine the feasibility of further extensions to the existing specialist facility.	Sovereign Gymnastics Club	British Gymnastics	Costings unknown	High

13 VILLAGE AND COMMUNITY HALLS

Key findings:

- **Quantity:** There are 64 village and community halls in Reigate and Banstead. There is spare capacity at all facilities to accommodate some additional usage.
- **Quality:** All halls can accommodate some informal, recreational sport and physical activity, but eight have badminton court markings.
- **Accessibility:** All parts of the borough are within 10 minutes driving time of at least one village or community hall.
- **Availability:** Usage charges and opening hours are consistent with attracting a wide range of users.

13.1 Introduction

This section examines the provision of village and community halls in Reigate and Banstead. Village and community halls are facilities with the potential to accommodate sport and physical activity.

13.2 Quantity

The location of village and community halls with community use in the borough is as follows:

Table 13.1: Village and community halls in Reigate and Banstead

Hall	Address	Dimensions	Sub-area
Banstead All Saints Church Institute Hall	High Street Banstead SM7 2NN	10m x 8m x 4m	Banstead/Tadworth
Banstead Community Hall	Park Road, Banstead SM7 3AJ	18m x 10m x 5m	Banstead/Tadworth
Banstead United Reformed Church Hall	Woodmansterne Lane, Banstead SM7 3EX	12m x 9m x 3m	Banstead/Tadworth
Banstead Youth Club	Bolter's Lane, Banstead SM7 2BQ	12m x 9m x 4m	Banstead/Tadworth
Battlebridge Boxing Club	Frenches Road, Redhill RH1 6AA	12m x 12m x 4m	Redhill
Breech Lane Community Centre	Breech Lane, Walton-on-the-Hill KT20 7SN	9m x 6m x 4m	Banstead/Tadworth
Burgh Heath War Memorial Hall	Brighton Road, Burgh Heath KT20 6BU	10m x 8m x 3m	Banstead/Tadworth
Canada Hall	Battlebridge Lane, Merstham RH1 3LH	8m x 6m x 3m	Redhill

Hall	Address	Dimensions	Sub-area
Colman Redland Community Centre	Croydon Road, Reigate RH2 0NA	16.5m x 10.5m x 5m 10m x 9m	Reigate
Edmonds Community Hall	92, Albert Road, Horley RH6 7HZ	12m x 6m x 4m	Horley
Empire Hall	Victoria Road, Horley RH6 7AW	10m x 7m x 4m	Horley
Holy Family Parish Centre	Yorke Road, Reigate RH2 7HF	14m x 8m x 4m	Reigate
Holy Trinity Church Hall	Carlton Road, Redhill RH1 2BX	18m x 10m x 6m	Redhill
Hooley Village Hall	St. Margaret's Road, Hooley CR5 3RB	10m x 9m x 3m	Banstead/Tadworth
Horley Baptist Church Hall	Court Lodge Road, Horley RH6 8RG	17m x 14m x 5m	Horley
Horley Methodist Church Hall	Victoria Road, Horley RH6 7AS	17m x 10m x 4m	Horley
Horley Regent House Community Centre	Albert Road, Horley RH6 7JA	15m x 8m x 3m	Horley
Kingswood Primary School Hall	Buckland Road, Lower Kingswood KT20 7EA	18m x 10m x 5m	Banstead/Tadworth
Kingswood Village Hall	Waterhouse Lane, Kingswood KT20 6EB	12m x 5m x 3m	Banstead/Tadworth
Like 2 Box	Station Road, Redhill RH1 1NT	10m x 10m x 4m	Redhill
Lord Riddell Community Hall	Deans Lane, Walton-on-the-Hill KT20 7UA	12m x 8m x 3m	Banstead/Tadworth
Lower Kingswood Church Hall	Buckland Road, Lower Kingswood KT20 7DN	13m x 6m x 3m	Banstead/Tadworth
Meadvale Hall	Somerset Road, Reigate RH1 6LT	9m x 6m x 3m	Reigate
Merstham Hub	Portland Drive, Merstham, RH1 3HY	8m x 8m x 3m	Redhill
Mugswell Mission Hall	Green Lane, Mugswell CR5 3SR	5m x 4m x 3m	Banstead/Tadworth
Netherne Village Hall	Cayton Road, Netherne CR5 1LT	18m x 10m x 5m	Banstead/Tadworth
Newton Hazel Hall	Battlebridge Lane, Merstham RH1 3LH	18m x 10m x 5m	Redhill
Nork Community Centre	Nork Way, Banstead SM7 3AJ	15m x 9m x 4m	Banstead/Tadworth
PNL Centre	Ladbroke Road, Redhill, RH1 1LF	10m x 7m x 3m	Redhill
Pathfinders Horley Scout Hut	Baden Drive, Horley, RH6 8SD	12m x 9m x 3m	Horley
Perrywood Sports and Social Club	Honeycrook Lane, Redhill RH1 5JN	14m x 9m x 3m	Redhill
Peter Aubertin Hall	Elmore Road, Chipstead CR5 3SG	17m x 7m x 3m	Banstead/Tadworth

Hall	Address	Dimensions	Sub-area
Redhill Methodist Hall	Gloucester Road, Redhill RH1 1BP	20m x 12m x 6m	Redhill
Redhill Youth Centre	Marketfield Way, Redhill RH1 1NY	15m x 6m x 4m	Redhill
Reigate Community Centre	High Street, Reigate, RH2 9AE	17m x 9m x 5m	Reigate
Reigate Martial Arts	Bell Street, Reigate RH2 7AW	18m x 8m x 3m	Reigate
Reigate Park Church Hall	Park Lane East, Reigate, RH2 8BD	16m x 10m x 5m	Reigate
Salfords Village Hall	Honeycrock Lane, Salfords RH1 5DG	18m x 9m x 6m	Redhill
St. Anne's Church Hall	Brighton Road, Banstead SM7 1BS	14m x 8m x 4m	Banstead/Tadworth
St. Francis Church Hall	Balcombe Road, Horley RH6 9AY	12m x 8m x 3m	Horley
St. Joseph's Scout Hall	Ladbroke Road, Redhill RH1 1LF	12m x 9m x 4m	Redhill
St. Katherine's Church Room	Church Hill, Merstham RH1 3BJ	10m x 6m x 3m	Redhill
St. Mark's Church Centre	Alma Road, Reigate RH2 0DA	14m x 12m x 4m	Reigate
St. Matthew's Church Hall	Station Road, Redhill RH1 1DH	18m x 10m x 6m	Redhill
St. Paul's Church Hall	Warren Road, Nork SM7 1LG	12m x 10m x 4m	Banstead/Tadworth
St. Peter's Church Hall	Chipstead Way, Woodmansterne SM7 3NR	17m x 9m x 3m	Banstead/Tadworth
St. Wilfred's Church Hall	Horley Row, Horley RH6 8DF	14m x 8m x 3m	Horley
7th Reigate Scout Hut	Timperley Gardens, Redhill RH1 2AP	12m x 7m x 3m	Redhill
Strawson Community Centre	158, Albert Road, Horley RH6 7HZ	8m x 6m x 3m	Horley
Subud Halls	Allingham Road, Reigate RH2 8HX	14m x 8m x 5m 12m x 7m x 4m	Reigate
Tadworth Church Hall	The Avenue, Tadworth, Surrey, KT20 5AS	18m x 9m x 4m	Banstead/Tadworth
Tanyard Barn Community Centre	Brookfield Drive, Horley RH6 9TA	15m x 6m x 4m	Horley
Tattenham Community Centre	Merland Rise, Tattenham KT20 5JG	14m x 7m x 3m	Banstead/Tadworth
The Banstead Centre	The Horseshoe, Bolters Lane, Banstead SM7 2BQ	9m x 8m x 3m	Banstead/Tadworth
The Colman Redland Centre	Croydon Road, Reigate RH2 0LZ	17m x 11m x 5m	Reigate
<i>The Good Shepherd Hall</i>	<i>Station Approach Road, Tadworth KT20 5AH</i>	<i>18m x 10m x 5m</i>	<i>Banstead/Tadworth</i>

Hall	Address	Dimensions	Sub-area
Walton-on-the-Hill Community Centre	Breech Lane, Walton-on-the-Hill KT20 7SN	14m x 7m x 3m	Banstead/Tadworth
Walton-on-the-Hill Scouts and Guides	West Drive, Tadworth KT20 5PA	12m x 8m x 4m	Banstead/Tadworth
<i>War Memorial Hall</i>	<i>Oatlands Road, Burgh Heath KT20 6BP</i>	<i>12m x 8m x 3m</i>	<i>Banstead/Tadworth</i>
<i>White Lodge Hall</i>	<i>The Drive, Banstead SM7 1DA</i>	<i>12m x 8m x 4m</i>	<i>Banstead/Tadworth</i>
Whitebushes Village Hall	Mason's Bridge Road, Redhill RH1 5LL	10m x 5m x 3m	Redhill
Woodhatch Community Centre	Whitebeam Drive, Reigate RH2 7LS	9m x 6m x 3m	Reigate
Woodmansterne Village Hall	Carshalton Road, Woodmansterne SM7 3HR	18m x 10m x 6m	Banstead/Tadworth
YMCA East Surrey Sovereign Centre	Slipshatch Road, Reigate RH2 8HA	18m x 9m x 6m	Reigate
YMCA East Surrey Sports Centre	Princes Road, Redhill, RH1 6JJ	18m x 18m x 6m	Redhill

The distribution of village and community halls by sub-area in Reigate and Banstead is as follows:

Table 13.2: Village and community halls by sub-area in Reigate and Banstead

Sub-area	Sub-area population 2020	No. halls	Halls per capita
Banstead/Tadworth	52,789	26	1: 2,030
Reigate	28,652	12	1: 2,388
Redhill	38,267	17	1: 2,251
Horley	29,040	9	1: 3,227
REIGATE AND BANSTEAD	148,848	64	1: 2,326

13.3 Quality

13.3.1 The criteria assessed

The quality of village and community halls was assessed on the basis of their suitability to accommodate sport and physical activity:

- **Provision for formal sport:** Including dedicated sports facilities and markings and changing rooms. These are given a rating of 4.
- **Available for a range informal physical activity:** The provision of a space which can be used for several recreational sports. These are given a rating of 3.
- **Limited availability for physical activity:** The provision of a space which can be used for exercise classes such as yoga or aerobics. These are given a rating of 2.

- **Not available for physical activity:** These are given a rating of 1.

Table 13.3: Village and community halls in Reigate and Banstead: Suitability for sport and physical activity

Facility	Rating
Banstead All Saints Church Institute Hall	2
Banstead Community Hall	3
Banstead United Reformed Church Hall	2
Banstead Youth Club	3
Battlebridge Boxing Club	3
Breech Lane Community Centre	1
Burgh Heath War Memorial Hall	2
Canada Hall	2
Colman Redland Community Centre	4
Edmonds Community Hall	2
Empire Hall	2
Holy Family Parish Centre	2
Holy Trinity Church Hall	3
Hooley Village Hall	2
Horley Baptist Church Hall	2
Horley Methodist Church Hall	2
Horley Regent House Community Centre	2
Kingswood Primary School Hall	3
Kingswood Village Hall	2
Like 2 Box	3
Lord Riddell Community Hall	2
Lower Kingswood Church Hall	2
Meadvale Hall	2
Merstham Hub	2
Mugswell Mission Hall	1
Netherne Village Hall	4
Newton Hazel Hall	4
Nork Community Centre	3
PNL Centre	2
Pathfinders Horley Scout Hut	2
Perrywood Sports and Social Club	2
Peter Aubertin Hall	3
Redhill Methodist Hall	3
Redhill Youth Centre	3
Reigate Community Centre	3
Reigate Martial Arts	4
Reigate Park Church Hall	3
Salfords Village Hall	4
St. Anne's Church Hall	2

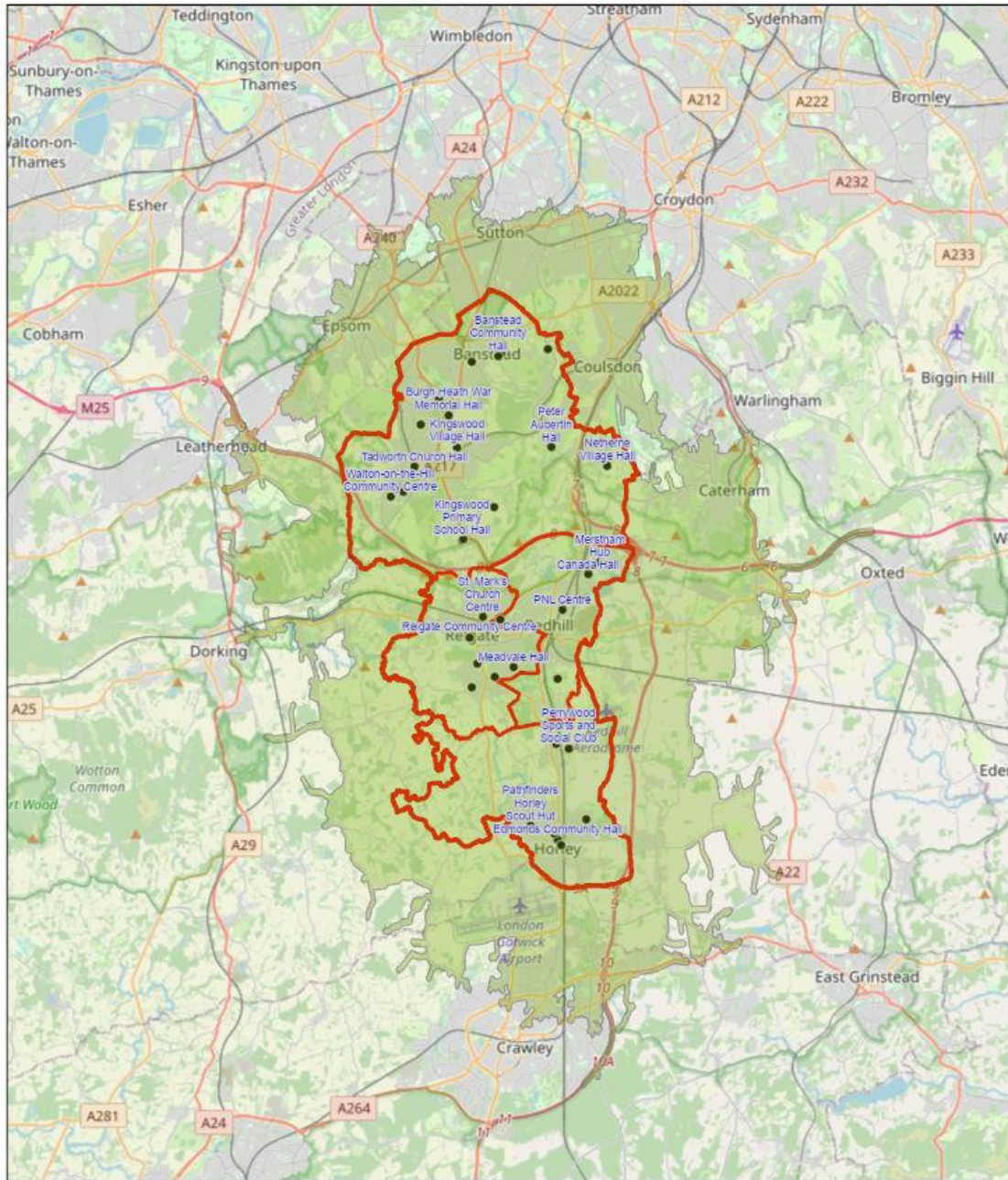
Facility	Rating
St. Francis Church Hall	2
St. Joseph's Scout Hut	2
St. Katherine's Church Room	2
St. Mark's Church Centre	3
St. Matthew's Church Hall	3
St. Paul's Church Hall	2
St. Peter's Church Hall	3
St. Wilfred's Church Hall	2
Strawson Community Centre	2
Subud Halls	2
Tadworth Church Hall	3
Tanyard Barn Community Centre	2
Tattenham Community Centre	2
The Banstead Centre	2
The Colman Redland Centre	3
The Good Shepherd Hall	3
Walton-on-the-Hill Community Centre	2
Walton-on-the-Hill Scouts and Guides	2
War Memorial Hall	2
White Lodge Hall	2
Whitebushes Village Hall	2
Woodhatch Community Centre	2
Woodmansterne Village Hall	4
YMCA East Surrey Sovereign Centre	4
YMCA East Surrey Sports Centre	4

13.4 Accessibility

The 'effective catchment' for village and community halls is 10 minutes driving time. The map overleaf shows that there is comprehensive geographical coverage of the borough.

Map 13.1 Travel Time for Village and Community Halls in Reigate & Banstead

REIGATE & BANSTEAD Village and Community Halls 10 Minutes Drive




2/3/2022

10.0 Minutes

• VILLAGE AND COMMUNITY HALLS

▭ SUB AREAS - Banstead/Tadworth, Reigate, Redhill, Horley

▭ Reigate and Banstead District Boundary



© OpenStreetMap (and) contributors, CC-BY-SA

13.5 Availability and use

The table below identifies the sport and physical activity currently accommodated at village and community halls in Reigate and Banstead. The information was supplied by the facility operators:

Table 13.4: Village and community halls in Reigate and Banstead: Availability and use

Facility	Sports accommodated
Banstead Community Hall	Badminton, aerobics, keep fit, martial arts
Banstead All Saints Church Institute Hall	Fitness classes, yoga
Banstead United Reformed Church Hall	Keep fit, yoga
Battlebridge Boxing Club	Boxing
Breech Lane Community Centre	Keep fit
Burgh Heath War Memorial Hall	Fitness, keep fit
Colman Radland Community Centre	Badminton, pilates, zumba, keep fit
Canada Hall	Keep fit
Edmonds Community Hall	Fitness classes, yoga
Empire Hall	Keep fit
Holy Family Parish Centre	Dance
Holy Trinity Church Hall	Badminton
Horley Baptist Church Hall	Fitness classes
Horley Methodist Church Hall	Fitness classes
Horley Regent House Community Centre	Short Mat Bowls, zumba
Kingswood Primary School Hall	Badminton, keep-fit, pilates
Kingswood Village Hall	Yoga, pilates, tai chi, fitness classes, dance
Like 2 Box	Boxing
Lord Riddell Community Hall	Keep fit, aerobics,
Lower Kingswood Church Hall	Keep fit, pilates
Meadvale Hall	Karate, yoga
Merstham Hub	Kung fu, yoga
Mugswell Mission Hall	Keep fit
Netherne Village Hall	Badminton, table tennis
Newton Hazel Hall	Badminton, table tennis
Nork Community Centre	Badminton, pilates, zumba, keep fit
PNL Centre	Keep fit, pilates
Pathfinders Horley Scout Hut	Dance, zumba
Perrywood Sports and Social Club	Fitness classes
Peter Aubertin Hall	Badminton
Redhill Methodist Hall	Badminton
Redhill Youth Centre	Table tennis
Reigate Community Centre	Badminton
Reigate Martial Arts	Martial Arts

Facility	Sports accommodated
Reigate Park Church Hall	Badminton
Salfords Village Hall	Badminton, dance, pilates, martial arts, table tennis
St. Anne's Church Hall	Pilates
St. Francis Church Hall	Keep fit, dance
St. Joseph's Scout Hut	Aerobics, dance
St. Katherine's Church Room	Keep fit, yoga
St. Mark's Church Centre	Pilates, yoga
St. Matthew's Church Hall	Table tennis, fitness classes
St. Paul's Church Hall	Keep fit, aerobics
St. Peter's Church Hall	Keep fit, pilates
St. Wilfred's Church Hall	Aerobics
Strawson Community Centre	Keep fit, yoga
Subud Halls	Keep fit, aerobics
Tadworth Church Hall	Badminton
Tanyard Barn Community Centre	Zumba
Tattenham Community Centre	Martial arts, aerobics
The Banstead Centre	Short mat bowls, pilates, table tennis, tai chi
The Colman Redland Centre	Karate, keep fit
The Good Shepherd Hall	Badminton
Walton-on-the-Hill Community Centre	Gymnastics, boccia
Walton-on-the-Hill Scouts and Guides	Keep fit
War Memorial Hall	Dance
White Lodge Hall	Keep fit
Whitebushes Village Hall	Keep fit
Woodhatch Community Centre	Dancing, tai chi
Woodmansterne Village Hall	Badminton, zumba, pilates, keep fit
YMCA East Surrey Sovereign Centre	Gymnastics, badminton, aerobics
YMCA East Surrey Sports Centre	Badminton, gymnastics, table tennis, boccia

13.6 Key findings on supply

The key findings are as follows:

- There are 64 village and community halls currently available in Reigate and Banstead.
- All facilities are available for hire by groups and individuals.
- Hire charges vary widely from £8 to £12 an hour or £18 to £127 for half-a-day, but most offer discounted rates to local and/or regular hirers.
- All halls can accommodate some informal, recreational sport and physical activity, but eight have formal badminton court markings.

13.7 Current demand for village and community halls

13.7.1 Expressed demand

Most of the village and community halls accommodate at least some sport and physical activity, but this is generally a small component of usage programmes that include a wide range of other social and community functions. Most of the demand served is for recreational level sports activities, complementing the more formal sports opportunities available in the specialist indoor sports facilities.

13.7.2 Displaced demand

Displaced demand relates to users of village and community halls from within the study area which takes place outside of the area. Because they serve a relatively localised catchment, there is no evidence of Reigate and Banstead residents accessing halls outside the borough.

13.7.3 Unmet demand

All village and community halls have some spare capacity to accommodate additional activities, so there is no evidence of unmet demand in the borough.

13.8 Local sports participation priorities

There are no specific local sports participation priorities in Reigate and Banstead, other than a general policy commitment to promote health and well-being through increased levels of physical activity. Village and community halls have an important role to play in this, given their wide geographical coverage and consequent accessibility to participants.

13.9 Assessments of need in neighbouring areas

There are no assessments of need for village and community halls in neighbouring areas.

13.10 Sport-specific priorities

There are no identified strategic priorities for developing village and community halls in Reigate and Banstead.



Main Hall at Colman Redland Community Centre, Reigate

13.11 Future demand for village and community halls

13.11.1 Population growth

The ONS 2018 sub-national population projections forecast a population of 162,141 by 2041, an increase of 13,293 (or 8.9%). The most recent covid-affected figures have been excluded as anomalous.

13.11.2 Participation rates

- **National trends:** Sport England's 'Active Lives' survey has recorded adult weekly participation rates for activities accommodated in village and community halls at national level since 2015:

Table 13.5: 'Active Lives' survey national participation rates in village hall activities 2015 - 2020

Sport	Nov 2015- Nov 2016	May 2016- May 2017	Nov 2016- Nov 2017	May 2017- May 2018	Nov 2017- Nov 2018	May 2018- May 2019	Nov 2018- Nov 2019	May 2019- May 2020	% Change
Fitness class	14.3%	14.1%	14.6%	14.5%	14.1%	14.6%	13.6%	15.0%	+0.7%
Fit training	-	4.5%	4.4%	4.2%	4.2%	4.1%	3.9%	4.3%	-0.2%
Martial arts	0.4%	0.4%	0.5%	0.5%	0.6%	0.5%	0.5%	0.6%	+0.2%

- **Local trends:** Sport England's 'Active Lives' survey recorded the proportion of the adult (16+) population who are active for at least 150 minutes per week in Reigate and Banstead between 2015 and the present. The results are tabulated below and show that whilst rates have fluctuated over the survey periods, there is a downward trend between 2015 and 2020:

Table 13.6: 'Active Lives' survey ports participation rates in Reigate and Banstead 2015 - 2020

Nov '15 - Nov '16	May '16 - May 17	Nov '16- Nov '17	May '17- May '18	Nov '17- Nov '18	May '18- May '19	Nov '18- Nov '19	May '19- May '20	Nov '19- Nov '20	% Change
70.7%	69.2%	65.2%	65.1%	71.8%	69.7%	69.2%	65.7%	61.2%	-9.5%

13.11.3 The impact of coronavirus

Sport England's 'Active Lives' survey analysed the effects of covid-19 on participation rates in sport and physical activity in the initial period of the pandemic (March - May 2020), which provides some pointers to the possible longer-term impact on activity patterns. The key findings were as follows:

- All formal indoor and outdoor sports facilities were closed in this period and social distancing measures meant that team sports were prohibited.
- Despite large numbers of adults switching into alternative activities, the overall number of regularly active adults fell due to the disruption caused by the pandemic when there were fewer opportunities to be active.
- During the mid-March to mid-May period, the number of active adults nationally (defined as taking at least 150 minutes per week of moderate intensity exercise) fell by 7.1%, or just over 3 million, whilst inactivity levels rose by 7.4% or 3.4 million adults.
- Walking, running and cycling all increased participation rates marginally, but activities dependent on formal facilities fell by 56%.

The long-term implications of covid-19 on participation patterns and demand for village and community halls are still being assessed, but it is likely that some sports will struggle to recover their pre-pandemic participation rates, due to former participants who have altered their exercise patterns during lockdown periods not reverting to their former habits.

13.11.4 Future projections

Participation rates in sports that use village and community halls have increased slightly in recent years, whilst general activity rates in Reigate and Banstead have fallen, so it would therefore be reasonable to assume that demand for village and community halls will remain steady until 2041, whilst population growth of 8.9% will

increase demand for village and community halls capacity by a similar amount. The increase in hall needs by five year intervals is as follows:

Table 13.7: Increase in demand for village and community hall capacity by five-year intervals to 2041

Year	Population	Extra Hall Capacity
2026	154,159	2.27
2031	157,467	3.65
2036	159,685	4.60
2041	162,141	5.61

13.12 Key findings on demand

The key findings are as follows:

- Village and community halls meet demand for a wide range of sport and physical activities at a recreational level.
- Population growth of 8.9% in Reigate and Banstead by 2041 will increase demand for village and community halls by a similar amount, assuming static participation rates in the future.

13.13 The balance between village and community halls supply and demand

Four criteria have been assessed to evaluate the balance between village and community hall supply and demand in Reigate and Banstead:

- **Quantity:** Are there enough facilities with sufficient capacity to meet needs now and in the future?
- **Quality:** Are the facilities fit for purpose for the users now and in the future?
- **Accessibility:** Are the facilities in the right location for the users now and in the future?
- **Availability:** Are the facilities available for those who want to use them now and in the future?

13.14 Quantity

13.14.1 Current needs

Current village and community halls in Reigate and Banstead are assessed to be at operating with some spare capacity, based upon the following evaluation:

- **Used peak capacity:** Analysis of usage programmes in the peak period for all village and community hall use, including non-sports activity, reveals around 20% spare capacity, which is collectively equivalent to 13 of the 64 halls.
- **Satisfied demand:** There is no evidence of unmet demand, with a good geographical spread of provision.

13.14.2 Future needs

The quantity of village and community halls required to meet future needs has been assessed as adequate to meet additional demand by 2041, based upon the following evaluation:

- **Demand increases:** Population growth of 8.9% in Reigate and Banstead by 2041 will increase demand for village and community halls capacity by a similar amount, assuming static participation rates in the future.
- **Participation trends:** Participation trends for sports using village and community halls are projected to remain static.
- **Additional needs:** Existing spare capacity at village and community halls is around 20%, which will be sufficient to accommodate all additional demand by 2041.

13.15 Quality

13.15.1 Current quality

There are no significant quality issues relating to village and community halls in Reigate and Banstead, although the position should be kept under review.

13.15.2 Future quality

All local providers continue to invest in maintaining and improving their facilities, so it seems reasonable to assume that local provision will continue to be upgraded regularly.

13.16 Accessibility

13.16.1 Current accessibility

The whole population is within 10 minutes driving time of the nearest village and community hall.

13.16.2 Future accessibility

Existing facilities are well located to serve additional future demand.

13.17 Availability

13.17.1 Current availability

All facilities offer 'pay-and-play' public access.

13.17.2 Future availability

It is likely that prices will continue to be geared towards affordability.

13.18 The options for securing additional village and community halls

The options for securing existing and additional village and community hall capacity to meet current and future needs are as follows:

13.18.1 Protect

Protecting existing village and community halls through the Local Plan will be key both to securing local provision by ensuring that planning policy supports the retention of existing facilities, unless the loss of a facility would involve its replacement with a facility of at least the equivalent size, quality and accessibility. To maximise the potential for sports use, all replacement halls should comply with the dimensions needed for a badminton court (18m x 10m x 6.1m) and the provisions of Sport England's 'Village and Community Halls: Design Guidance Note' (2001).

13.18.2 Enhance

Enhancing existing village and community hall capacity by supporting applications by hall providers for extensions or enhancements such as the addition of changing facilities.

13.19 Action Plan

The table below sets out the action plan for village and community halls to guide the implementation of the Assessment.

Table 13.8: Village and community halls action plan

Issues	Action	Lead	Partners	Resources	Priority
Protection of existing village and community halls.	Consider including a policy in the Local Plan to protect all existing village and community halls	R&BBC	-	-	High
Improving sport and physical activity usage potential of hall.	Support applications by hall providers for extensions or enhancements such as the addition of changing facilities.	Hall providers	R&BBC	Variable	High

14 POLICIES AND RECOMMENDATIONS

14.1 Introduction

This section contains policies and recommendations for the protection, enhancement and provision of sports facilities in Reigate and Banstead.

14.2 Policy context

The recommendations made in the context of the National Planning Policy Framework (NPPF), which stipulates that existing sports facilities, should not be built upon unless:

- An assessment has taken place which has clearly shown the facility to be surplus to requirements, or;
- The loss resulting from the proposed development would be replaced by equivalent or better provision in terms of quantity and quality, in a suitable location, or;
- The development is for alternative sport and recreation provision, the needs for which clearly outweighs the loss.

14.3 Protect

14.3.1 Recommendation 1: Safeguarding existing provision

The Reigate and Banstead Sports Facilities Study (SFS) comprises a robust and evidence-based assessment of current and future needs for sports facilities in the borough. The Assessment has identified a need for all current facilities to be retained, on the basis of the specific identified roles that each can play in delivering the needs of sport in the borough both now and in the future. It is therefore recommended that existing planning policies continue to support the retention of all sites, based upon the evidence in the SFS.

14.3.2 Recommendation 2: Community access to education sports facilities

A significant proportion of some types of sports facility in Reigate and Banstead are located on school sites. Most of these facilities are not subject to formal Community Use Agreements and external use could, therefore in theory be withdrawn at any time. Some education sports facilities have no community use at all at present, which does not optimise the use of public resources. Furthermore, the management arrangements for many school sports facilities with external use are not conducive to maximising that use. It is therefore recommended that:

- Efforts are made to secure formal Community Use Agreements at existing education sports facilities.

- Community Use Agreements become a standard condition of planning consent at all new education sports facilities, along with a design and specification that is consistent with maximising school and community use.
- Community Use Agreements become a standard condition of receiving funding from developer contributions to improve or enhance the capacity of existing sports facilities on education sites, to meet the additional demand arising from housing developments.
- Support be offered to schools with their community use management arrangements.

14.4 Enhance

14.4.1 Recommendation 3: Capacity improvements

Some of the current demand for sports facilities in Reigate and Banstead can be accommodated through enhancements to existing facilities that will facilitate extra usage at existing sites. It is recommended that the site-specific action plan in the Reigate and Banstead SFS be used as the basis for prioritising facilities enhancements that will help to alleviate the current identified and future projected deficits.

14.4.2 Recommendation 4: Developer contributions (enhancements)

Some of the additional demand arising from the proposed housing development and the related population growth in Reigate and Banstead, can be accommodated through enhancements to existing sports facilities. It is therefore recommended that:

- The action plan in the Reigate and Banstead SFS be used as the basis for determining facility enhancements that demonstrably relate to the scale and location of specific developments.
- An appropriate level of financial contributions should then be sought under Section 106 or CIL arrangements, using Sport England's Sports Facility Calculator tool, to cover the capital and revenue implications of the enhancements.

14.5 Provide

14.5.1 Recommendation 6: New sports facilities

The ONS 2018 sub-national population projections forecast a population of 162,141 for Reigate and Banstead by 2041, an increase of 13,293 (or 8.9%). Whilst spare capacity in most types of sports facility can meet current and future needs to 2037, specific shortfalls identified in the Reigate and Banstead SFS by an evidence-based needs assessment based upon the above projections, that would best be met through new provision include:

Table 14.1 Summary of Recommendations

Facility type	Current surplus or deficit	Additional needs by 2041
Sports halls	Small shortfall in current capacity	0.91 four-badminton court-sized sports halls with full community access, to be met by a planned facility at Reigate Grammar School.
Swimming pools	Spare capacity	0.64 of a 25m pool, to be met by current spare capacity
Health and fitness	Spare capacity equivalent to 68 equipment stations	71 fitness stations, to be met by current spare capacity
Squash courts	Spare capacity	Additional needs met by current spare capacity
Indoor tennis courts	Needs met by provision in neighbouring areas. LTA to investigate the feasibility of an indoor centre in the borough.	Additional needs met by provision in neighbouring areas or an indoor centre in the borough.
Indoor bowls	Spare capacity	Additional needs met by current spare capacity
Indoor netball	Additional capacity needed	Extra sports hall space at Reigate Grammar School
Gymnastics facilities	Additional capacity needed	Extension to the existing specialist facility
Village and community halls	Spare capacity	Additional needs met by current spare capacity

It is recommended that Reigate and Banstead Borough Council should play an active role in encouraging the provision of these facilities, in conjunction with other local stakeholders.

14.5.2 Recommendation 7: Developer contributions (new provision)

Some of the additional demand arising from the proposed housing development in Reigate and Banstead can be accommodated through the provision of new sports facilities. It is therefore recommended that:

- The action plan in the Reigate and Banstead SFS be used as the basis for determining new facility provision that demonstrably relates to the scale and location of specific developments.
- An appropriate level of financial contributions should then be sought under Section 106 or CIL arrangements, using Sport England's Sports Facility Calculator tool, to cover the capital and revenue implications of providing the facilities.



Exterior View of Horley Leisure Centre

15 IMPLEMENTING AND REVIEWING THE STUDY

15.1 Introduction

This section identifies the applications of the Reigate and Banstead Sports Facilities Study (SFS) and the mechanisms for reviewing it to ensure that it remains robust and up-to-date.

15.2 Assessment implementation

The success of the SFS will be determined by how it is used. While the use of the SFS should be led by Reigate and Banstead Borough Council, its application and delivery will also be the responsibility of the other key local stakeholders including:

- **Reigate and Banstead Borough Council:** The Council provides the borough's three main leisure centres in Tadworth, Reigate and Horley. The facilities are managed by Better Leisure, the Council's appointed leisure contractors.
- **Schools:** State and private secondary schools are major sports facilities providers in the borough, although not all provision is fully community accessible.
- **Sports clubs:** Voluntary sector sports clubs provide and run a range of mostly smaller facilities.
- **Commercial providers:** The commercial sector has a limited presence in Reigate and Banstead, with some locally-owned health and fitness facilities.

15.3 Assessment applications

The SFS has a number of applications:

15.3.1 Sports development planning

The SFS can be applied to help:

- Highlight, justify and make the case for sports development activities with particular sports, groups and clubs and in particular areas.
- Identify current and future trends and changes in the demand for individual sports and how they are played.
- Inform the work, strategies and plans of sporting organisations active in the area.
- Advocate the need to work with specific educational establishments to secure community use of their site(s).

- Develop and/or enhance school club links by making the best use of school sites where they have spare capacity and are well located to meet demand.
- An understanding of supply and demand to assist in temporary relocations due to major facility refurbishments.

15.3.2 Planning policy

The SFS can be applied to help:

- Develop new, and review the effectiveness of existing, local planning policy (e.g. Local and Neighbourhood Plans) in line with the National Planning Policy Framework (NPPF).
- The implementation of local planning policy to meet the needs of the community in line with the NPPF.

15.3.3 Planning applications

The SFS can be applied to help:

- Inform the development of planning applications which affect existing and/or proposed new sports facilities provision.
- Inform pre-application discussions to ensure any subsequent planning applications maximise their benefit to sport and are developed in line with national and local planning policy.
- Sports clubs and other organisations provide the strategic need for development proposals thereby potentially adding support to their application(s) and saving them resources in developing such evidence.
- Reigate and Banstead Borough Council to assess planning applications affecting existing and/or proposed new playing sports facilities provision in line with national and local planning policy.
- Sport England and other parties respond to relevant planning application consultations.

The SFS can also be applied to help Reigate and Banstead Borough Council to meet other relevant requirements of the NPPF including:

- Taking account of and supporting local strategies to improve health, social and cultural wellbeing for all, and deliver sufficient community and cultural facilities and services to meet local needs.
- Delivering the social, recreational, cultural facilities and services the community needs.

- Planning positively for the development and infrastructure required in the area to meet the objectives, principles and policies of the framework.
- Working with public health leads and health organisations to understand and take account of the health status and needs of the local population, including expected future changes, and any information about relevant barriers to improving health and well-being.

15.3.4 Community Infrastructure Levy (CIL)

The SFS can be applied to help:

- Advocate the need for sports facilities provision to be taken into account when the local authority is developing and/or reviewing an approach to the CIL (Charging Schedule and Infrastructure Delivery Plan) and the wider benefits of doing so (e.g. improving health and wellbeing).
- Provide prioritised infrastructure requirements for sports facilities provision including deliverable sport, area and site-specific projects with costings (where known).

15.3.5 Funding bids

The SFS can be applied to help:

- Provide the evidence base and strategic need to support funding bids by a range of parties to a variety of potential funding sources.
- Inform potential bidders of the likely strategic need for their project.

15.3.6 Facility and asset management

The SFS can be applied to help:

- Ensure a strategic approach is taken to the provision and management of sports facilities.
- Inform the current management, strategies and plans of sports facility providers e.g. local authorities (within the study area and neighbouring areas), leisure trusts and educational establishments.
- Share knowledge of how sites are managed and maintained, the lessons learnt and good practice.
- Highlight the potential of asset transfers and ensure any proposed are beneficial to all parties.
- Provide additional protection for particular sites over and above planning policy, for example through deeds of dedication.

- Resolve issues around security of tenure.

15.3.7 Public health

The SFS can be applied to help:

- Understand how the community currently participates in sport, the need for sports facilities and how this may evolve.
- Raise awareness of and tackle any barriers to people maintaining and increasing their participation.
- Highlight and address any inequalities of access to provision within the study area.
- Provide evidence to help support wider health and well-being initiatives.

15.3.8 Co-ordinating resources and investment

The SFS can be applied to help:

- Raise awareness of the current resources and investment (revenue and capital) going into the management, maintenance and improvement of sports facilities provision.
- Co-ordinate the current and any future resources and investment to ensure the maximum benefit to sport and that value for money is secured.
- Ensure the current and any future resources and investment are complimentary and do not result in their inefficient use.



Leaner Pool at Donyngs Leisure Centre

15.3.9 Capital programmes

The SFS can be applied to help:

- Provide the evidence base to justify the protection and investment in sports facilities provision.
- Influence the development and implementation of relevant capital programmes (e.g. school refurbishment and new build programmes).

15.4 Monitoring delivery

A process should be put in place to ensure regular monitoring of how the recommendations and action plan are being delivered. This monitoring should be led by Reigate and Banstead Borough Council and supported by all members of, and reported back to, the steering group. Understanding and learning lessons from how the SFS has been applied should also form a key component of monitoring its delivery. The material to review should include changes in:

15.5 Keeping the Assessment robust and up-to-date

Along with ensuring that the SFS is used and applied, a process should be put in place to keep it robust and up to date. This will expand the life of the SFS providing people with the confidence to continue to both use it and attach significant value and weight to its key findings and issues, along with its recommendations and actions. Sport England advocates that the SFS should be reviewed on an annual basis from the date it is formally signed off by the steering group. This will help to maintain the momentum and commitment built up when developing the SFS. Taking into account

the time to develop the SFS this should also help to ensure that the original supply and demand information is no more than two years old without being reviewed.

The annual review should highlight:

- How the delivery of the recommendations and action plan has progressed and any changes required to the priority afforded to each action (e.g. the priority of some may increase following the delivery of others).
- How the SFS has been applied and the lessons learnt.
- Any changes to particularly important facilities and/or sites in the area (e.g. the most used or high-quality sites for a particular sport) and other supply and demand information, what this may mean for the overall assessment work and the key findings and issues.
- Any development of a specific sport or particular format of a sport.
- Any new or emerging issues and opportunities.

15.6 Assessment implementation

The action plans in the SFS provide a long list of prioritised actions, but many will not be applicable, appropriate or manageable to deliver initially and all are dependent upon resource availability.